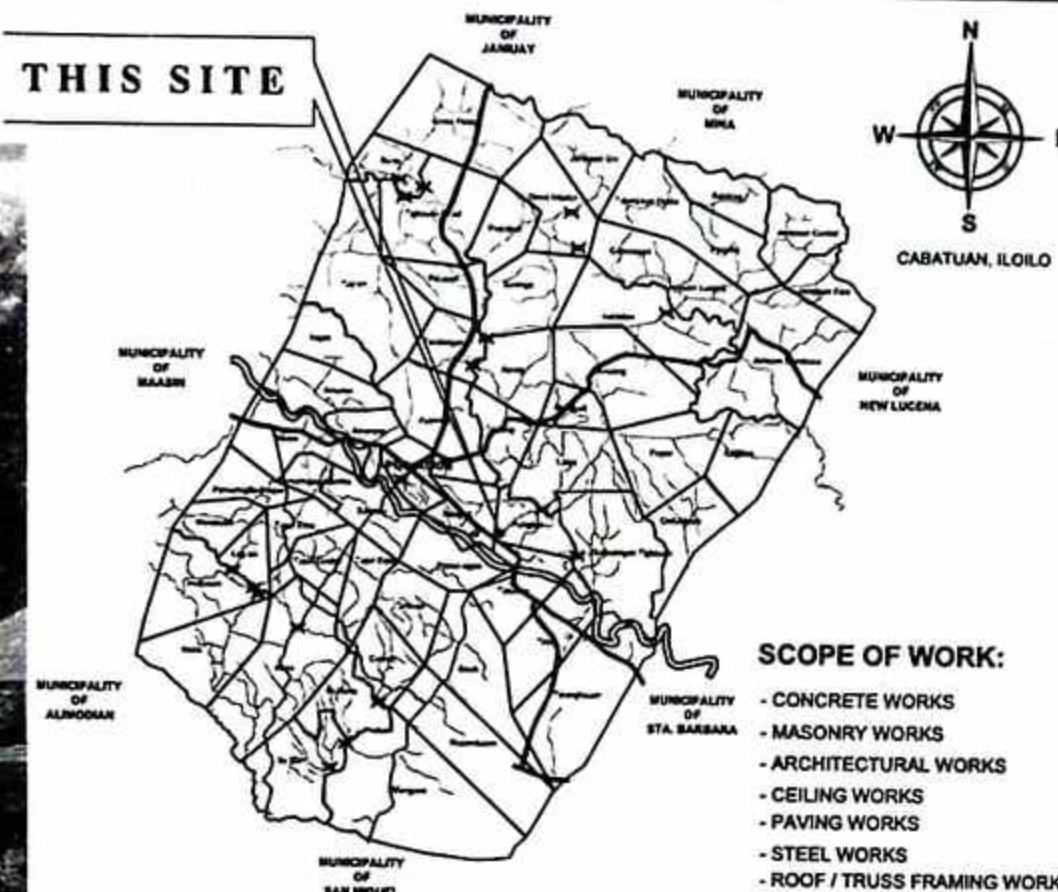



PERSPECTIVE



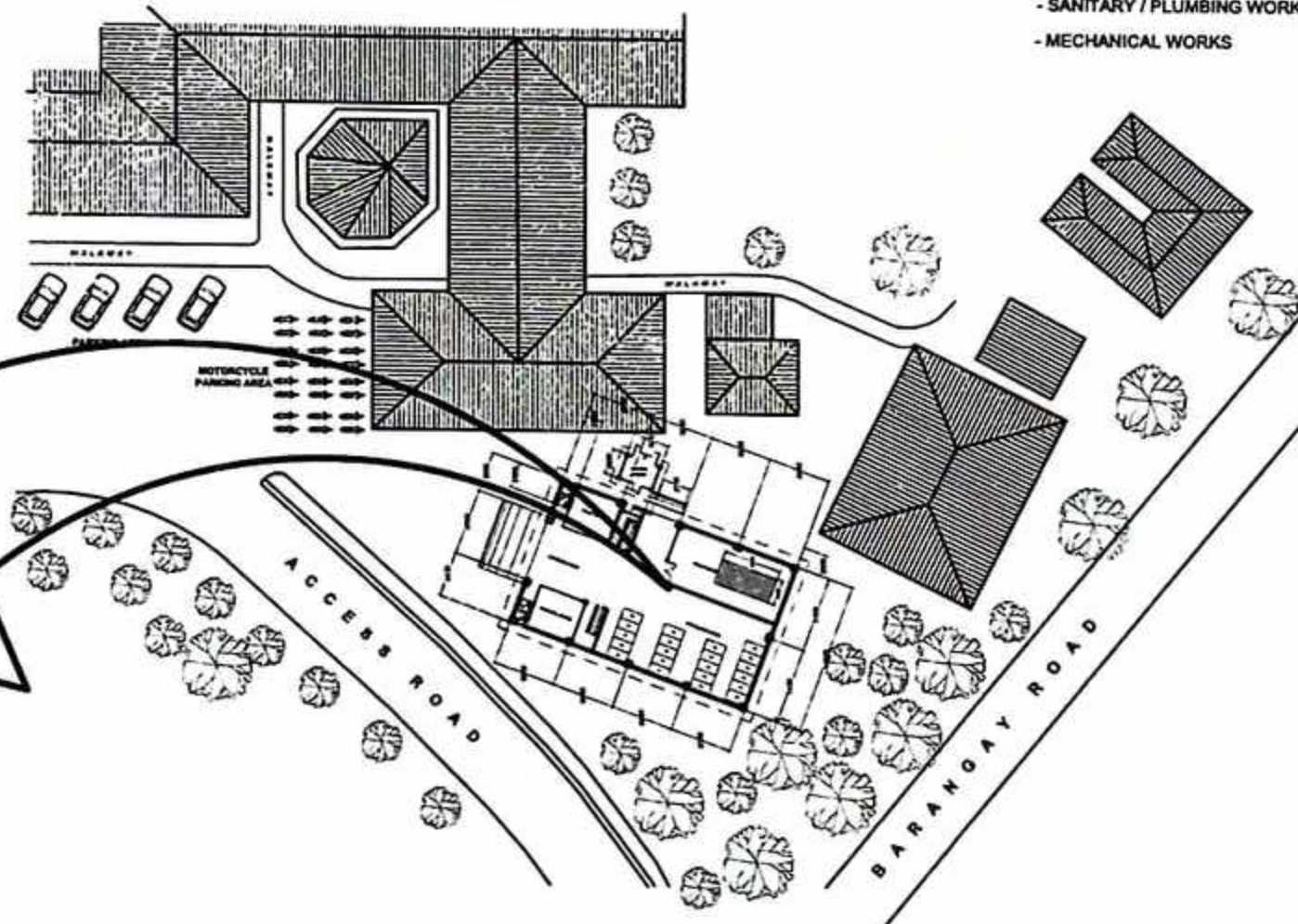
LOCATION MAP
SCALE: N.T.S.

SCOPE OF WORK:

- CONCRETE WORKS
- MASONRY WORKS
- ARCHITECTURAL WORKS
- CEILING WORKS
- PAVING WORKS
- STEEL WORKS
- ROOF / TRUSS FRAMING WORKS
- INSTALLATION OF DOORS AND WINDOWS
- ELECTRICAL WORKS
- SANITARY / PLUMBING WORKS
- MECHANICAL WORKS



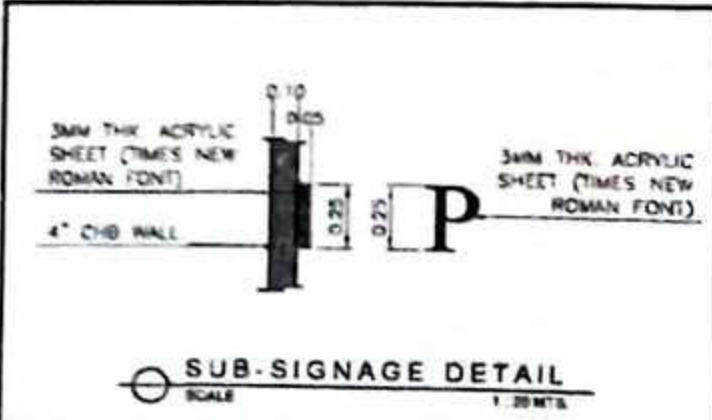
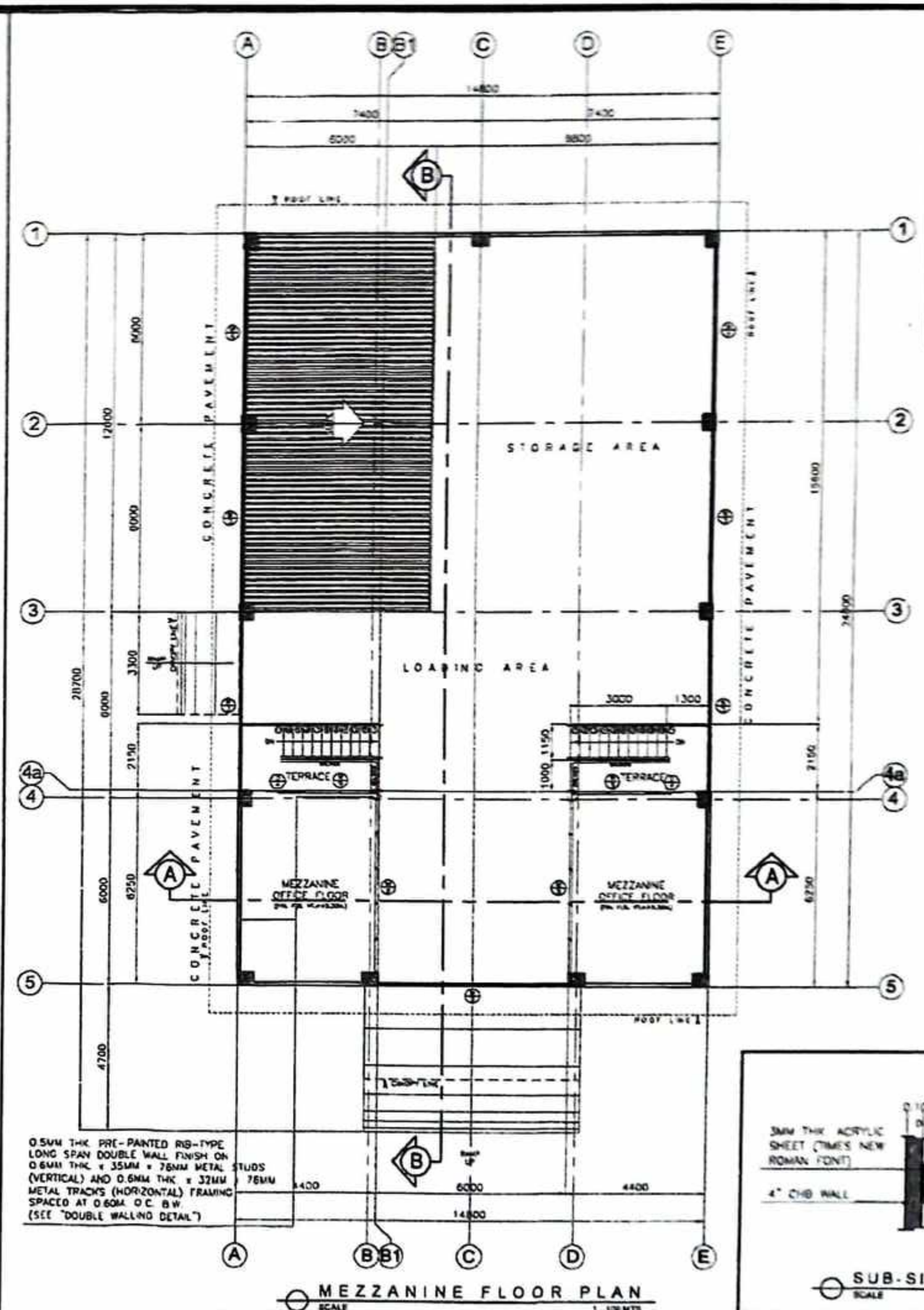
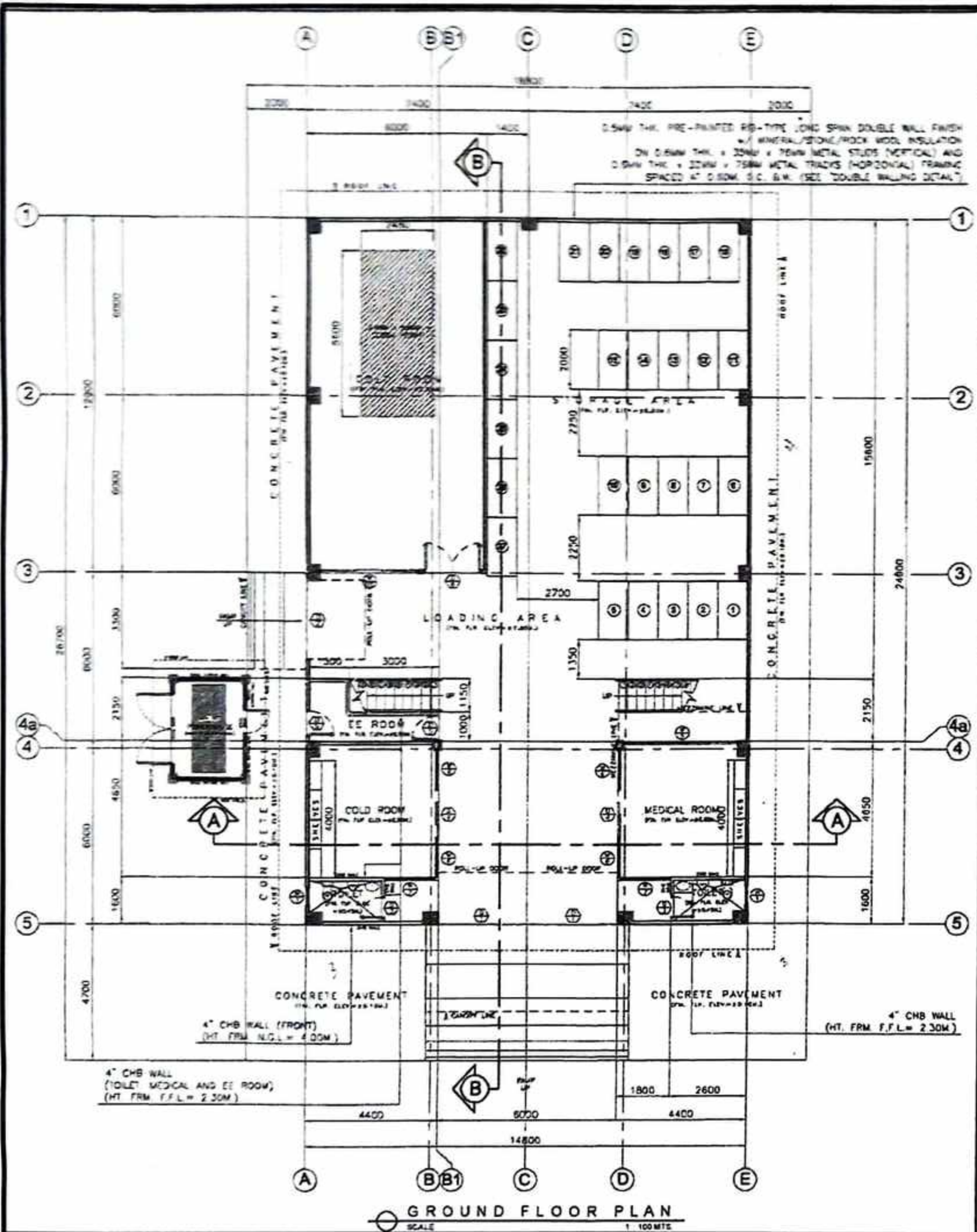
VICINITY MAP
SCALE: N.T.S.



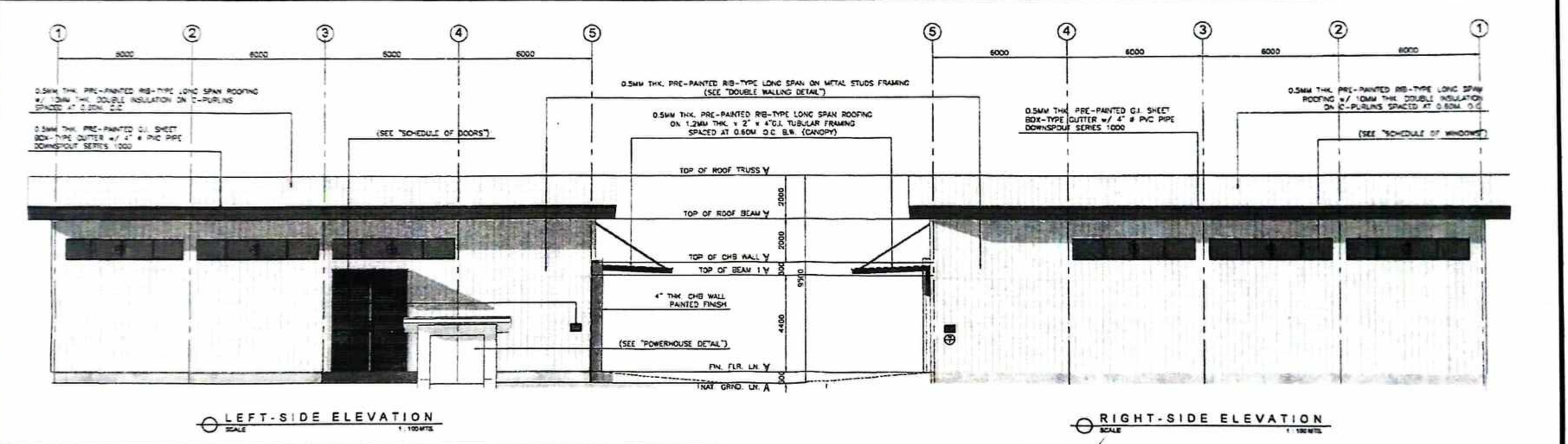
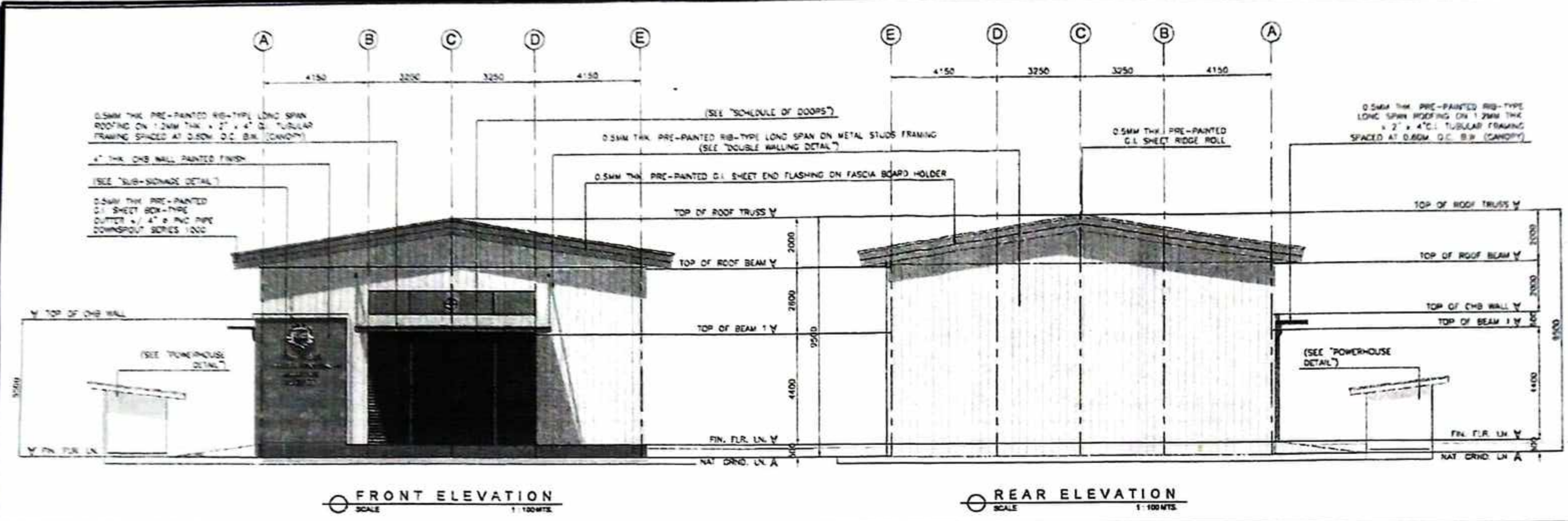
SITE DEVELOPMENT PLAN
SCALE: 1:500 M.T.S.


TABLE OF CONTENTS:		REPUBLIC OF THE PHILIPPINES OFFICE OF THE BUILDING OFFICIAL ILOILO	
ARCHITECTURAL	ELECTRICAL		CABATUAN, ILOILO
TABLE OF CONTENTS (A1/1/25)	GROUND FLOOR LIGHTING SYSTEM LAYOUT (E1/10/27)		
LOCATION MAP (A2/2/26)	MEZZANINE FLOOR LIGHTING SYSTEM LAYOUT (E2/11/27)		
SITE DEVELOPMENT PLAN (A3/3/27)	GROUND FLOOR POWER SYSTEM LAYOUT (E3/12/27)		
FLOOR PLAN (A4/4/28)	MEZZANINE FLOOR POWER SYSTEM LAYOUT (E4/13/27)		
FRONT ELEVATION (A5/5/29)	GROUND FLOOR FIRE PROTECTION AND ALARM SYSTEM LAYOUT (E5/14/27)		
MEZZANINE FLOOR PLAN (A6/6/30)	MEZZANINE FLOOR FIRE PROTECTION AND ALARM SYSTEM LAYOUT (E6/15/27)		
REAR ELEVATION (A7/7/31)	LOAD SCHEDULE (E7/16/27)		
LEFT SIDE ELEVATION (A8/8/32)	DESIGN ANALYSIS (E8/17/27)		
RIGHT SIDE ELEVATION (A9/9/33)	CIRCUIT DIAGRAM (E9/18/27)		
SECTION THRU 'A-A' (A10/10/34)	MEZZANINE FLOOR CLAMP INSTALLATION DETAILS (E10/19/27)	LINE & GRADE	
SECTION THRU 'B-B' (A11/11/35)	LEGEND (E11/20/27)		
SCHEDULE OF DOORS & WINDOWS (A12/12/36)	SINGLE LINE DIAGRAM (E12/21/27)		
REFLECTED FLOOR CEILING PLAN (A13/13/37)	GENERAL NOTES (E13/22/27)		
MEZZANINE FLOOR CEILING PLAN (A14/14/38)	MECHANICAL		
TYPICAL ISOMETRIC CEILING DETAIL (A15/15/39)	GROUND FLOOR AIR CONDITIONING AND VENTILATION LAYOUT (M1/23/27)		
DOUBLE WALLING DETAIL (A16/16/40)	MEZZANINE FLOOR AIR CONDITIONING AND VENTILATION LAYOUT (M2/24/27)		
TYPICAL SHELVES DETAIL (A17/17/41)	LEGEND AND SYMBOLS (M3/25/27)		
TYPICAL RACK DETAIL (A18/18/42)	CEILING MOUNTED EXHAUST FAN (M4/26/27)		
FLOOR PLAN (POWER HOUSE) (A19/19/43)	PCU WALL MOUNTED INSTALLATION DETAIL (M5/27/27)		
ROOF PLAN (POWER HOUSE) (A20/20/44)	ACCU MOUNTING DETAIL (M6/28/27)	LAND USE & ZONING	
FRONT ELEVATION (POWER HOUSE) (A21/21/45)	DESIGN ANALYSIS (M7/29/27)		
REAR ELEVATION (POWER HOUSE) (A22/22/46)	GROUND FLOOR FIRE PROTECTION LAYOUT (M8/30/27)		
RIGHT SIDE ELEVATION (POWER HOUSE) (A23/23/47)	MEZZANINE FLOOR FIRE PROTECTION LAYOUT (M9/31/27)		
LEFT SIDE ELEVATION (POWER HOUSE) (A24/24/48)	GENERAL NOTES (M10/32/27)		
SECTION THRU 'X' (POWER HOUSE) (A25/25/49)	SCHEDULE OF PIPE BRACKET / HANGING (M11/33/27)		
SECTION THRU 'Y' (POWER HOUSE) (A26/26/50)	GENERAL SPECIFICATION SCHEDULE OF P.V. FOR SPRINKLER HEAD CROSSOVER TO BRANCHLINE CONNECTION DETAIL (M12/34/27)		
STEEL DOOR DETAIL (POWER HOUSE) (A27/27/51)	DETAIL OF PIPE HANGER (M13/35/27)		
STRUCTURAL	PENDENT SPRINKLER DETAIL (M14/36/27)		
FOUNDATION PLAN (S1/1/52)	GROUND FLOOR FIRE PROTECTION ISOMETRIC DRAWING (M15/37/27)		ARCHITECTURAL
COLUMN FOOTING DETAIL (S2/2/53)	MEZZANINE FLOOR FIRE PROTECTION ISOMETRIC DRAWING (M16/38/27)		
STIFFENER, COLUMN DETAIL (S3/3/54)	GENERAL NOTES (M17/39/27)		
WALL FOOTING DETAIL (S4/4/55)	MEZZANINE FLOOR FIRE PROTECTION ISOMETRIC DRAWING (M18/40/27)		
FLOOR TIE BEAM DETAIL (S5/5/56)	PROJECT BILLBOARD		
MEZZANINE FLOOR FRAMING PLAN (S6/6/57)	PGO PROJECT BILLBOARD DETAIL (P1/41/27)		
STEEL DECK SLAB DETAIL (S7/7/58)	COA PROJECT BILLBOARD DETAIL (P2/42/27)		
STEEL BEAM DETAIL (S8/8/59)			
COLUMN FOOTING DETAIL (S9/9/60)			
STRINGER TO CONCRETE LANDING CONNECTION DETAIL (S10/10/61)			
STRINGER DETAIL (S11/11/62)			
STRINGER TO STEEL BEAM CONNECTION DETAIL (S12/12/63)			
SECTION 'X' (S13/13/64)		STRUCTURAL	
CANOPY AND MEZZANINE ROOF FRAMING PLAN (S14/14/65)			
ROOF / TRUSS FRAMING PLAN (S15/15/66)			
FULL TRUSS DETAIL (S16/16/67)			
ROOF BEAM DETAIL (S17/17/68)			
CLUTTER DETAIL (S18/18/69)			
CENTER GIRT DETAIL (S19/19/70)			
REDUCE ROLL DETAIL (S20/20/71)			
TYPICAL RAILING DETAIL (S21/21/72)			
SECTION THRU 'C-C' (S22/22/73)			
FASCIA HOLDER DETAIL (S23/23/74)			
LATERAL STEEL STRUT DETAIL (S24/24/75)		SANITARY	
FOUNDATION PLAN (POWER HOUSE) (S25/25/76)			
COLUMN FOOTING DETAIL (POWER HOUSE) (S26/26/77)			
WALL FOOTING DETAIL (POWER HOUSE) (S27/27/78)			
ROOF / TRUSS FRAMING PLAN (POWER HOUSE) (S28/28/79)			
RAFTER TRUSS DETAIL (POWER HOUSE) (S29/29/80)			
FASCIA BOARD HOLDER DETAIL (POWER HOUSE) (S30/30/81)			
STEEL BEAM DETAIL (POWER HOUSE) (S31/31/82)			
SIDE FLASHING DETAIL (POWER HOUSE) (S32/32/83)			
GEN SET PAD DETAIL (POWER HOUSE) (S33/33/84)			ELECTRICAL
SANITARY / PLUMBING			
SOIL, SEWER AND STORM DRAINAGE LINE LAYOUT (P1/1/85)			
WATER LINE LAYOUT (P2/2/86)			
LEGEND (P3/3/87)			
PIPE KEY (P4/4/88)			
FLOOR DRAIN DETAIL (P5/5/89)			
CLEAN OUT DETAIL (P6/6/90)			
SOIL, SEWER, WATER AND STORM DRAINAGE LINE ISOMETRIC DRAWING (P7/7/91)			
LEGEND (P8/8/92)			
PIPE KEY (P9/9/93)			
CATCH BASIN DETAIL (P10/10/94)			
AIR VENT DETAIL FOR WATER PIPE LINE (P11/11/95)			
SEPTIC VAULT DETAIL (P12/12/96)		MECHANICAL	

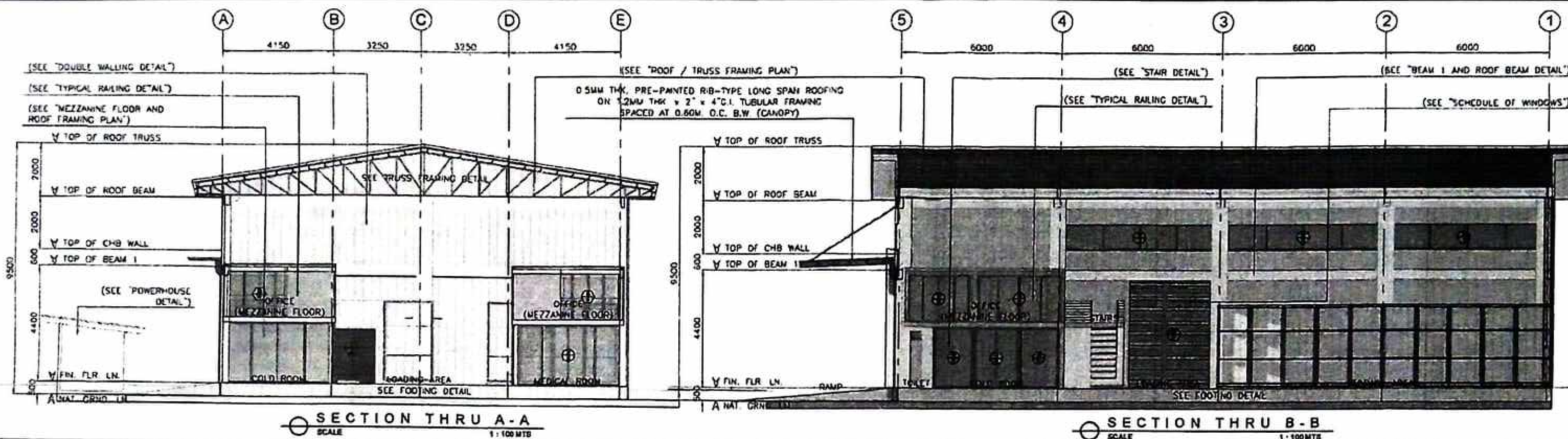
	PROJECT TITLE	SEC. 33	R.A. 9266	PREPARED BY:	CHECKED BY:	APPROVED BY:	SHEET CONTENTS	SHEET NO.
	PROPOSED PROVINCIAL PHARMACEUTICAL AND LOGISTIC COMPLEX	DRAWINGS SPECIFICATIONS DULY SIGNED & SEALED OR STAMPED, AS INSTRUMENTS OF SERVICE, ARE THE PROPERTY & DOCUMENTS OF THE ARCHITECT. WHETHER THE OBJECT FOR WHICH THEY ARE MADE IS EXECUTED OR NOT, IT SHALL BE UNLAWFUL FOR ANY PERSON, WITHOUT THE WRITTEN CONSENT OF THE ARCHITECT OR AUTHOR OF SAID DOCUMENTS TO DUPLICATE OR TO MAKE COPIES OF SAID DOCUMENTS FOR USE IN THE REPRODUCTION OF AND FOR OTHER PROJECTS OF BUILDINGS, WHETHER EXECUTED PARTIALLY OR IN WHOLE.		JOSE JOEL S. PARIS, JR.	RIC ARMANDO T. VALENZUELA	HON. ELIZALDE S. PUEYO	AS SHOWN	A/1 1/25
	AT RAMON TABIANA MEMORIAL DISTRICT HOSPITAL			BUILDING INSPECTOR	MUNICIPAL ENGINEER	MUNICIPAL MAYOR		CADD by: CORTZ Checked by: DATE
LOCATION: CABATJAN, ILOILO								



<p>PROJECT TITLE</p> <p>PROPOSED PROVINCIAL PHARMACEUTICAL AND LOGISTIC COMPLEX</p> <p>AT RAMON TABIANA MEMORIAL DISTRICT HOSPITAL</p> <p>LOCATION: CABATUAN, ILOILO</p>	<p>SEC. 33</p> <p>R.A. 9266</p>	<p>PREPARED BY:</p> <p>JOSE JOEL S. PARIS, JR.</p> <p>BUILDING INSPECTOR</p>	<p>CHECKED BY:</p> <p>RIC ARMANDO Y. VALENZUELA</p> <p>MUNICIPAL ENGINEER</p>	<p>APPROVED BY:</p> <p>HON. ELIZALDE G. PNEYO</p> <p>MUNICIPAL MAYOR</p>	<p>SHEET CONTENTS</p> <p>AS SHOWN</p>	<p>SHEET NO</p> <p>A/2 2/25</p> <p>CADD by: CORTZ</p> <p>Checked by:</p> <p>DATE</p>
	<p><small>DRAWINGS SPECIFICATIONS SHALL BE SIGNED & SEALED OR STAMPED AS INSTRUMENTS OF SERVICE ARE THE PROPERTY & DOCUMENTS OF THE ARCHITECT. WHETHER THE OBJECT FOR WHICH THEY ARE MADE IS EXECUTED OR NOT, IT SHALL BE UNLAWFUL FOR ANY PERSON WITHOUT THE WRITTEN CONSENT OF THE ARCHITECT OR AUTHOR OF SAID DOCUMENTS TO DUPLICATE OR TO MAKE COPIES OF SAID DOCUMENTS FOR USE IN THE REPRODUCTION OF AND FOR OTHER PROJECTS OF BUILDINGS WHETHER EXECUTED PARTLY OR IN WHOLE.</small></p>					



	PROJECT TITLE:	SEC. 33	R.A. 9266	PREPARED BY:	CHECKED BY:	APPROVED BY:	SHEET CONTENTS	SHEET NO.	
	PROPOSED PROVINCIAL PHARMACEUTICAL AND LOGISTIC COMPLEX AT RAMON TABIANA MEMORIAL DISTRICT HOSPITAL	DRAWINGS & SPECIFICATIONS DULY SIGNED & SEALED OR STAMPED, AS AN INSTRUMENT OF SERVICE, ARE THE PROPERTY & DOCUMENTS OF THE ARCHITECT. WHETHER THE OBJECT FOR WHICH THEY ARE MADE IS EXECUTED OR NOT, IT SHALL BE UNLAWFUL FOR ANY PERSON, WITHOUT THE WRITTEN CONSENT OF THE ARCHITECT OR AUTHOR OF SAID DOCUMENTS TO DUPLICATE OR TO MAKE COPIES OF SAID DOCUMENTS FOR USE IN THE REPRODUCTION OF AND FOR OTHER PROJECTS OF BUILDINGS, WHETHER EXECUTED PARTLY OR IN WHOLE.		JOSE JOEL S. PARIS, JR. BUILDING INSPECTOR	RICARDO ARMANDO T. VALENZUELA MUNICIPAL ENGINEER	HON. ELIZALDE G. PUEYO MUNICIPAL MAYOR	AS SHOWN	A/3	3/25
	LOCATION: CABATUAN, ILOILO							CADD by: CORTZ	



SCHEDULE OF DOORS

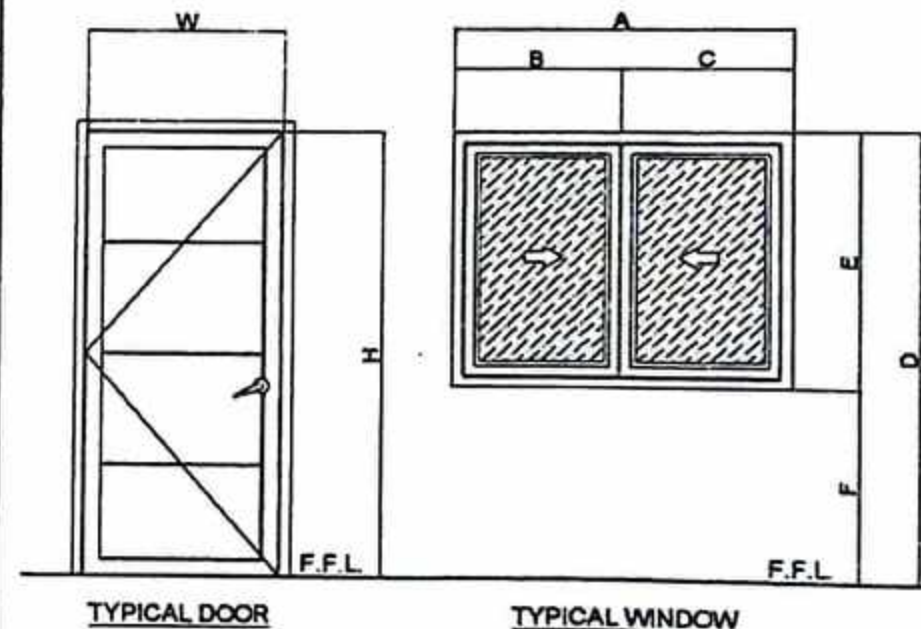
SCALE: 1:20MTS.

TYPE	WIDTH (W)	HEIGHT (H)	NO. OF UNITS	DESCRIPTION	LOCATION
D1	3.00M	4.00M	2	ROLL-UP DOOR (STEEL ROLL-UP w/ COMPLETE ACCESSORIES)	FRONT ENTRANCE (GRND. FLOOR)
D2	2.70M	4.00M	1	ROLL-UP DOOR (STEEL ROLL-UP w/ COMPLETE ACCESSORIES)	SIDE ENTRANCE (GRND. FLOOR)
D3	0.70M	2.10M	2	PVC SWING DOOR w/ LOUVER (PVC DOOR w/ VENT LOUVER FINISH AND HEAVY DUTY DOOR KNOB)	TOILET (GRND. FLOOR)
D4	1.60M	2.10M	4	DOUBLE SLIDING GLASS DOOR (6MM THK. CLEAR GLASS DOOR ON ANALOK ALUMINUM TUBULAR FRAME w/ COMPLETE ACCESSORIES, 2" x 4" ALUMINUM DOOR JAMB)	OFFICE (MEZZANINE FLOOR)
D5	0.80M	2.10M	2	WOODEN PANEL SWING DOOR (KLN DRIED PANEL DOOR w/ LEVER TYPE KNOB AND HINGES ON 2" x 4" WOODEN DOOR JAMB)	OFFICE (GRND. FLOOR)
D6	1.60M	2.10M	1	WOODEN PANEL DOUBLE SWING DOOR (KLN DRIED PANEL DOOR w/ LEVER TYPE KNOB AND HINGES ON 2" x 4" WOODEN DOOR JAMB)	COLD ROOM (GRND. FLOOR)

SCHEDULE OF WINDOWS

SCALE: 1:20MTS.

TYPE	A	B	C	D	E	F	NO. OF UNITS	DESCRIPTION	LOCATION
W1	0.80M	0.80	-	2.10M	0.60M	1.50M	2	AWNING GLASS WINDOW (6MM THK. CLEAR GLASS WINDOW ON ANALOK ALUMINUM TUBULAR FRAME w/ COMPLETE ACCESSORIES, 2" x 4" ALUMINUM WINDOW JAMB)	TOILET (GRND. FLOOR)
W2	6.00M	0.76	0.76	6.40M	1.00M	4.40M	1	JALOUSIE GLASS WINDOW w/ SCREEN (6MM THK. CLEAR GLASS WINDOW ON ALUMINUM TUBULAR FRAME w/ COMPLETE ACCESSORIES, 2" x 4" ALUMINUM WINDOW JAMB)	FRONT (ABOVE B1)
W3	5.50M	0.7857	0.7857	5.40M	1.00M	4.40M	4	JALOUSIE GLASS WINDOW w/ SCREEN (6MM THK. CLEAR GLASS WINDOW ON ALUMINUM TUBULAR FRAME w/ COMPLETE ACCESSORIES, 2" x 4" ALUMINUM WINDOW JAMB)	LEFT & RIGHT SIDE (ABOVE B1)
W4	5.25M	1.313	1.313	5.40M	1.00M	4.40M	2	JALOUSIE GLASS WINDOW w/ SCREEN (6MM THK. CLEAR GLASS WINDOW ON ALUMINUM TUBULAR FRAME w/ COMPLETE ACCESSORIES, 2" x 4" ALUMINUM WINDOW JAMB)	LEFT & RIGHT SIDE (ABOVE B1)
W5	3.82M	0.950	0.950	2.10M	2.00M	0.10M	1	FIXED PANEL GLASS WINDOW (6MM THK. CLEAR GLASS WINDOW ON ANALOK ALUMINUM TUBULAR FRAME w/ COMPLETE ACCESSORIES, 2" x 4" ALUMINUM WINDOW JAMB)	MEDICAL ROOM (GRND. FLOOR)
W6	1.382M	1.382	-	2.10M	2.00M	0.10M	4	FIXED PANEL GLASS WINDOW (6MM THK. CLEAR GLASS WINDOW ON ANALOK ALUMINUM TUBULAR FRAME w/ COMPLETE ACCESSORIES, 2" x 4" ALUMINUM WINDOW JAMB)	MEDICAL & COLD ROOM (GRND. FLOOR)
W7	1.76M	0.875	0.875	2.10M	2.00M	0.10M	2	FIXED PANEL GLASS WINDOW (6MM THK. CLEAR GLASS WINDOW ON ANALOK ALUMINUM TUBULAR FRAME w/ COMPLETE ACCESSORIES, 2" x 4" ALUMINUM WINDOW JAMB)	MEDICAL & COLD ROOM (GRND. FLOOR)
W8	5.60M	1.12	1.12	2.10M	2.00M	0.10M	2	FIXED PANEL GLASS WINDOW (6MM THK. CLEAR GLASS WINDOW ON ANALOK ALUMINUM TUBULAR FRAME w/ COMPLETE ACCESSORIES, 2" x 4" ALUMINUM WINDOW JAMB)	OFFICE (MEZZANINE FLOOR)
W9	2.20M	1.10	1.10	2.10M	2.00M	0.10M	2	FIXED PANEL GLASS WINDOW (6MM THK. CLEAR GLASS WINDOW ON ANALOK ALUMINUM TUBULAR FRAME w/ COMPLETE ACCESSORIES, 2" x 4" ALUMINUM WINDOW JAMB)	OFFICE (MEZZANINE FLOOR)
W10	3.20M	0.80	0.80	2.10M	1.20M	0.90M	1	DOUBLE SLIDING GLASS WINDOW (6MM THK. CLEAR GLASS WINDOW ON ANALOK ALUMINUM TUBULAR FRAME w/ COMPLETE ACCESSORIES, 2" x 4" ALUMINUM WINDOW JAMB)	COLD ROOM (GRND. FLOOR)



PROJECT TITLE:
**PROPOSED PROVINCIAL PHARMACEUTICAL
AND LOGISTIC COMPLEX**
AT RAMON TABIANA MEMORIAL DISTRICT HOSPITAL

LOCATION: CABATUAN, ILOILO

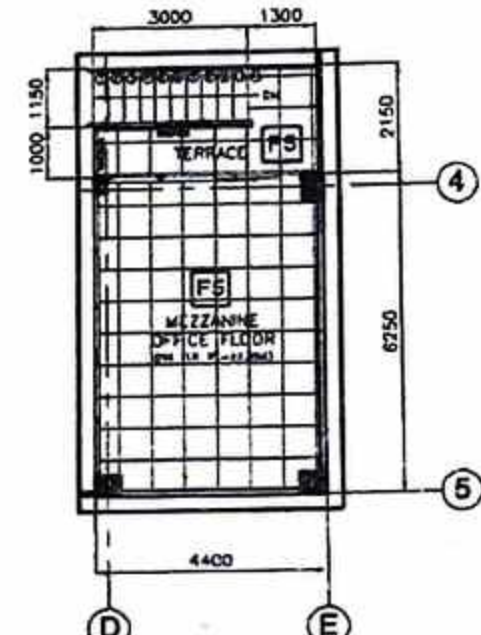
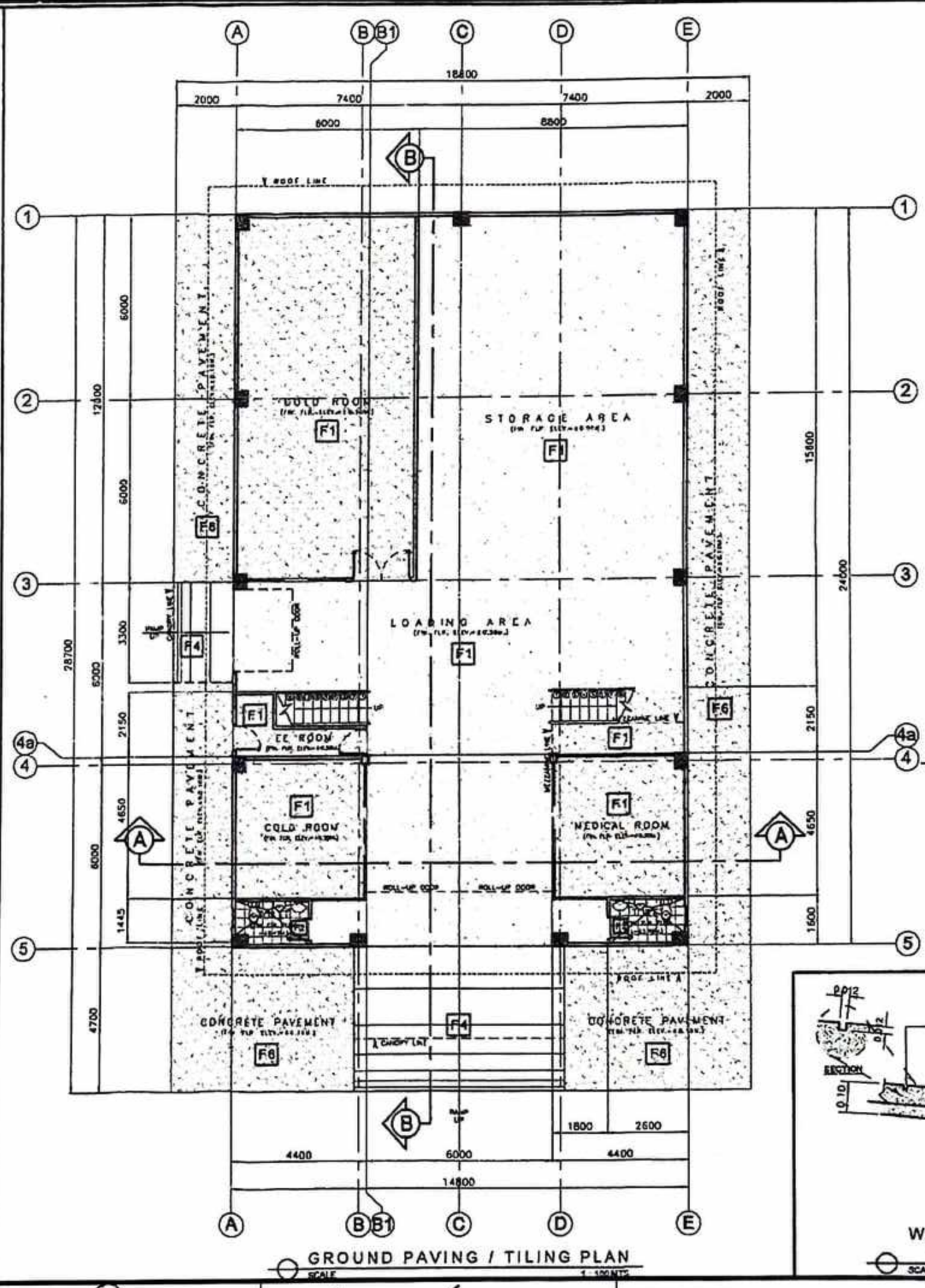
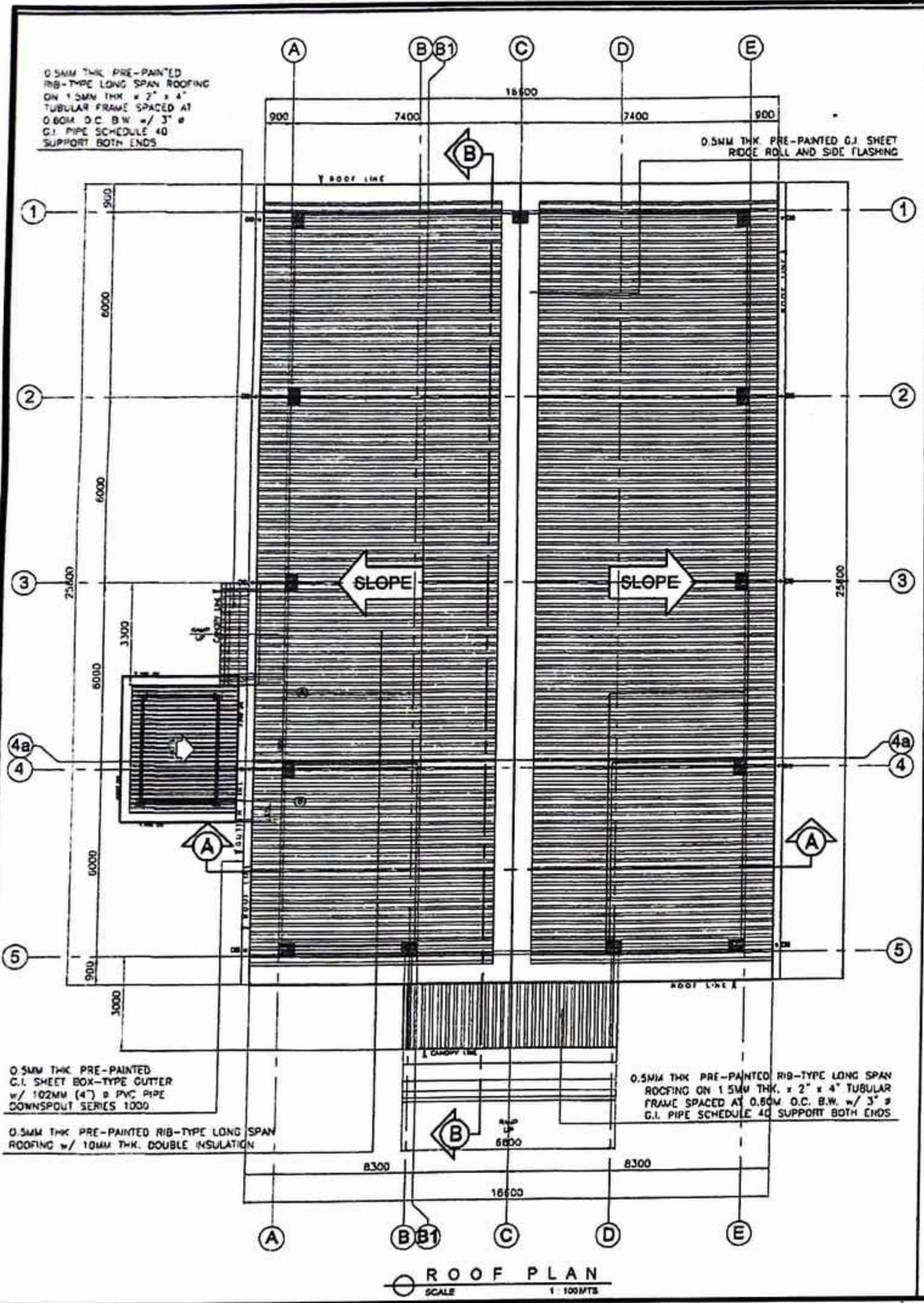
SEC. 33 R.A. 9286
DRAWINGS SPECIFICATIONS DULY SIGNED & SEALED
OR STAMPED AS INSTRUMENTS OF SERVICE, ARE
THE PROPERTY & DOCUMENTS OF THE ARCHITECT.
WHETHER THE OBJECT FOR WHICH THEY ARE MADE IS
EXECUTED OR NOT IT SHALL BE UNLAWFUL FOR ANY
PERSON, WITHOUT THE WRITTEN CONSENT OF THE
ARCHITECT OR AUTHOR OF SAID DOCUMENTS TO
DUPLICATE OR TO MAKE COPIES OF SAID DOCUMENTS
FOR USE IN THE REPEITION OF AND FOR OTHER
PROJECTS OF BUILDINGS, WHETHER EXECUTED PARTLY
OR IN WHOLE

PREPARED BY:
JOSE JOEL S. PARIS, JR.
BUILDING INSPECTOR

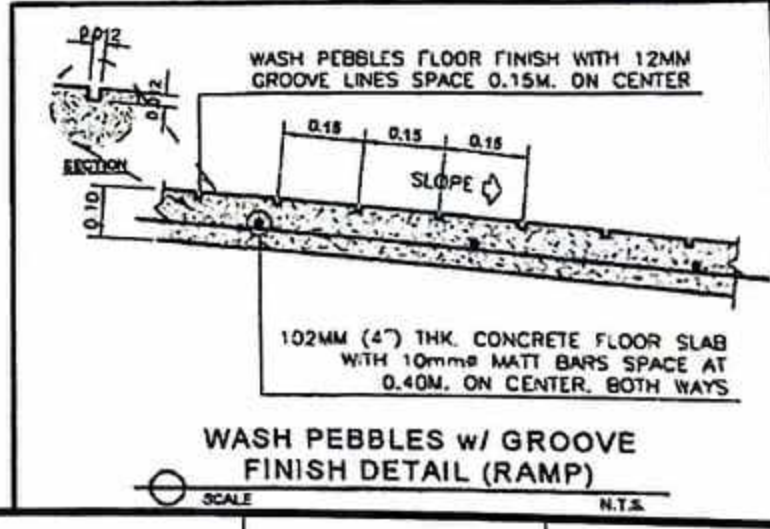
CHECKED BY:
RIC ARMANDO T. VALENZUELA
MUNICIPAL ENGINEER

APPROVED BY:
HON. ELIZALDE G. PUEYO
MUNICIPAL MAYOR

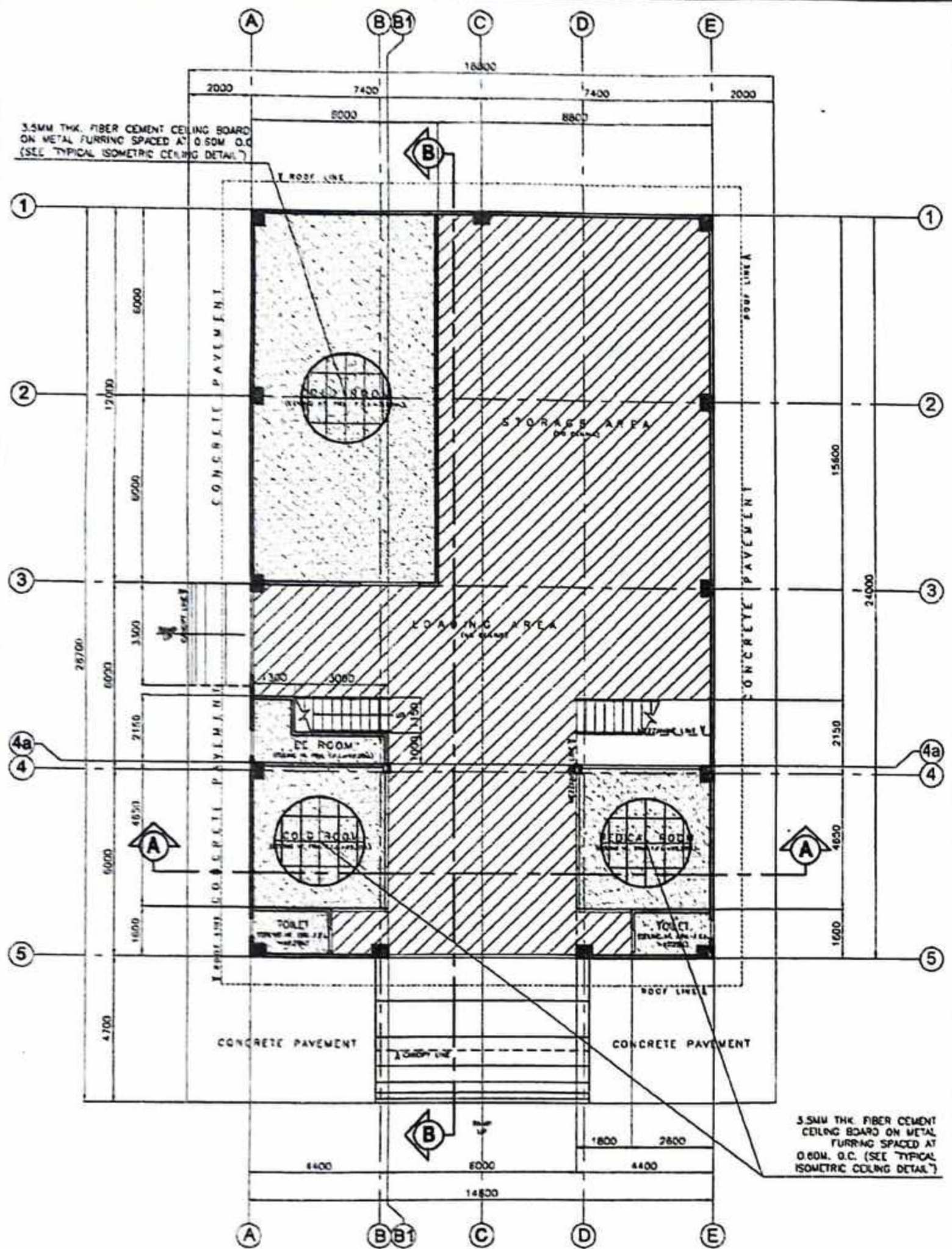
SHEET CONTENTS: AS SHOWN
SHEET NO.: **A/4 4/25**
CAO by: CORTZ
Checked by:
DATE



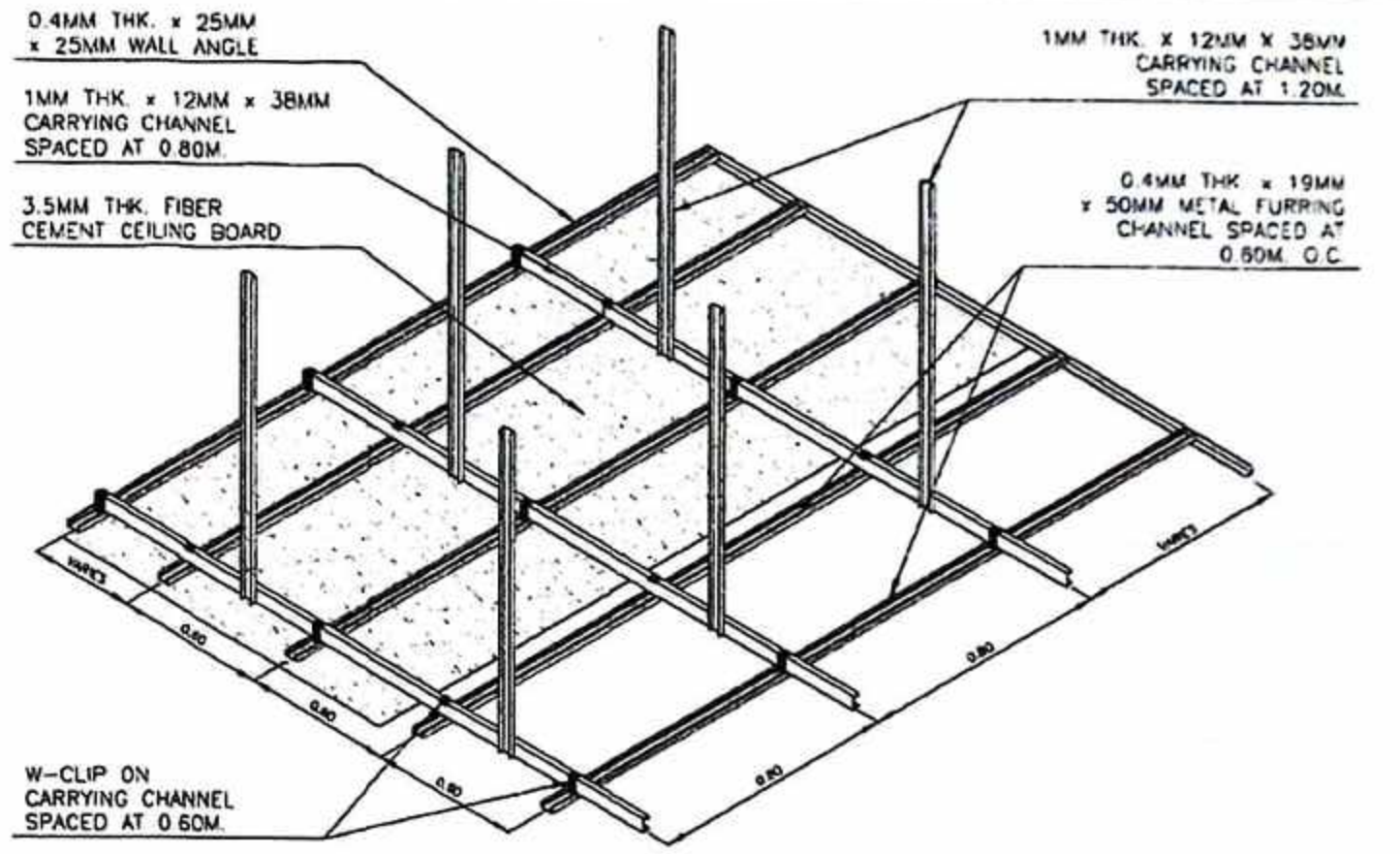
- LEGEND:**
- [F1] RUBBERIZED PAINTED FINISH
 - [F2] 0.30M. x 0.30M. RUSTIC FLOOR TILES
 - [F3] 0.30M. x 0.60M. POLISH WALL TILES
 - [F4] WASH PEBBLES w/ GROOVE FINISH
 - [F5] 0.60M. x 0.60M. POLISH FLOOR TILES
 - [F6] PLAN CEMENT PAINTED FINISH



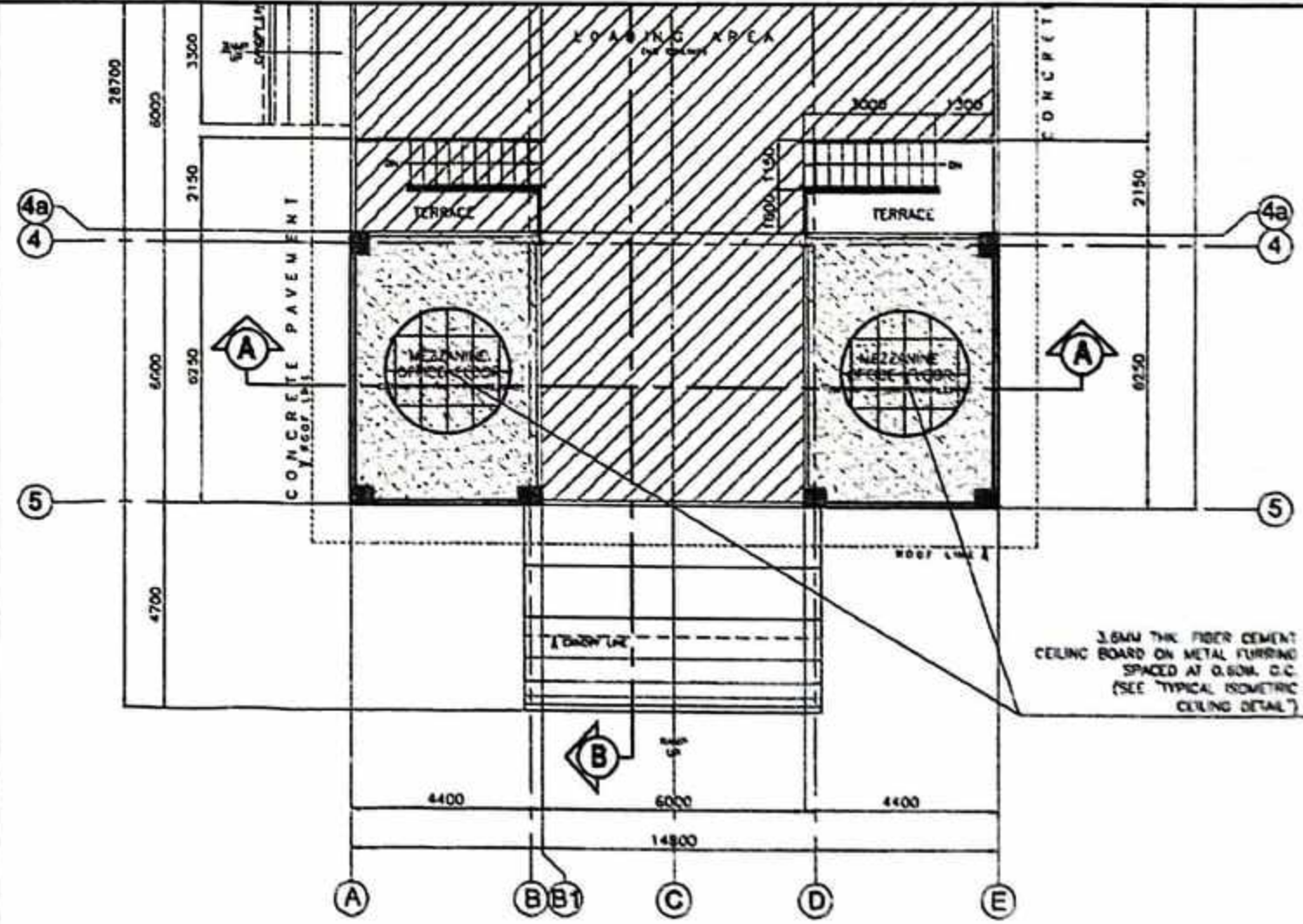
<p>PROJECT TITLE: PROPOSED PROVINCIAL PHARMACEUTICAL AND LOGISTIC COMPLEX AT RAMON TABIANA MEMORIAL DISTRICT HOSPITAL</p> <p>LOCATION: CABATUAN, ILOILO</p>	<p>SEC. 33 R.A. 9266</p> <p>DRAWINGS & SPECIFICATIONS DULY SIGNED & SEALED OR STAMPED, AS AN INSTRUMENTS OF SERVICE, ARE THE PROPERTY & DOCUMENTS OF THE ARCHITECT. WHETHER THE OBJECT FOR WHICH THEY ARE MADE IS EXECUTED OR NOT, IT SHALL BE UNLAWFUL FOR ANY PERSON, WITHOUT THE WRITTEN CONSENT OF THE ARCHITECT OR AUTHOR OF SAID DOCUMENTS TO DUPLICATE OR TO MAKE COPIES OF SAID DOCUMENTS FOR USE IN THE REPETITION OF AND FOR OTHER PROJECTS OF BUILDINGS, WHETHER EXECUTED PARTLY OR IN WHOLE.</p>	<p>PREPARED BY: JOSE JOEL S. PARIS, JR. BUILDING INSPECTOR</p>	<p>CHECKED BY: RIC ARMANDO T. VALENZUELA MUNICIPAL ENGINEER</p>	<p>APPROVED BY: HON. ELIZALDE G. RUEYO MUNICIPAL MAYOR</p>	<p>SHEET CONTENTS AS SHOWN</p>	<p>SHEET NO. A/5 5/25</p> <p>CADD BY: CORTZ Checked by: DATE</p>
		<p>DATE</p>				



GROUND FLOOR REFLECTED CEILING PLAN
SCALE 1:100 MTS



TYPICAL ISOMETRIC CEILING DETAIL
SCALE N.T.S.

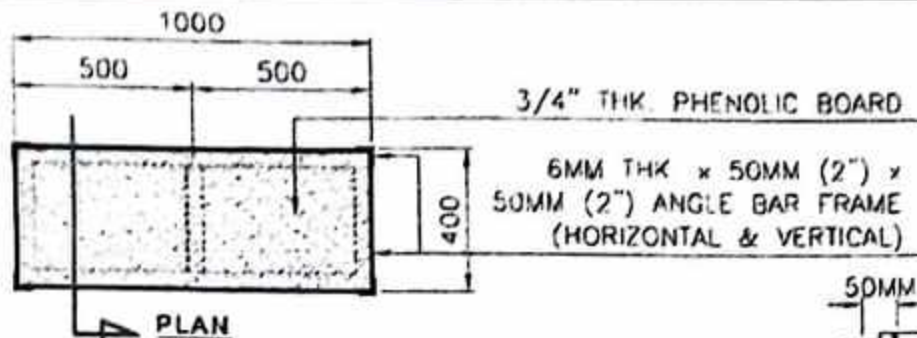
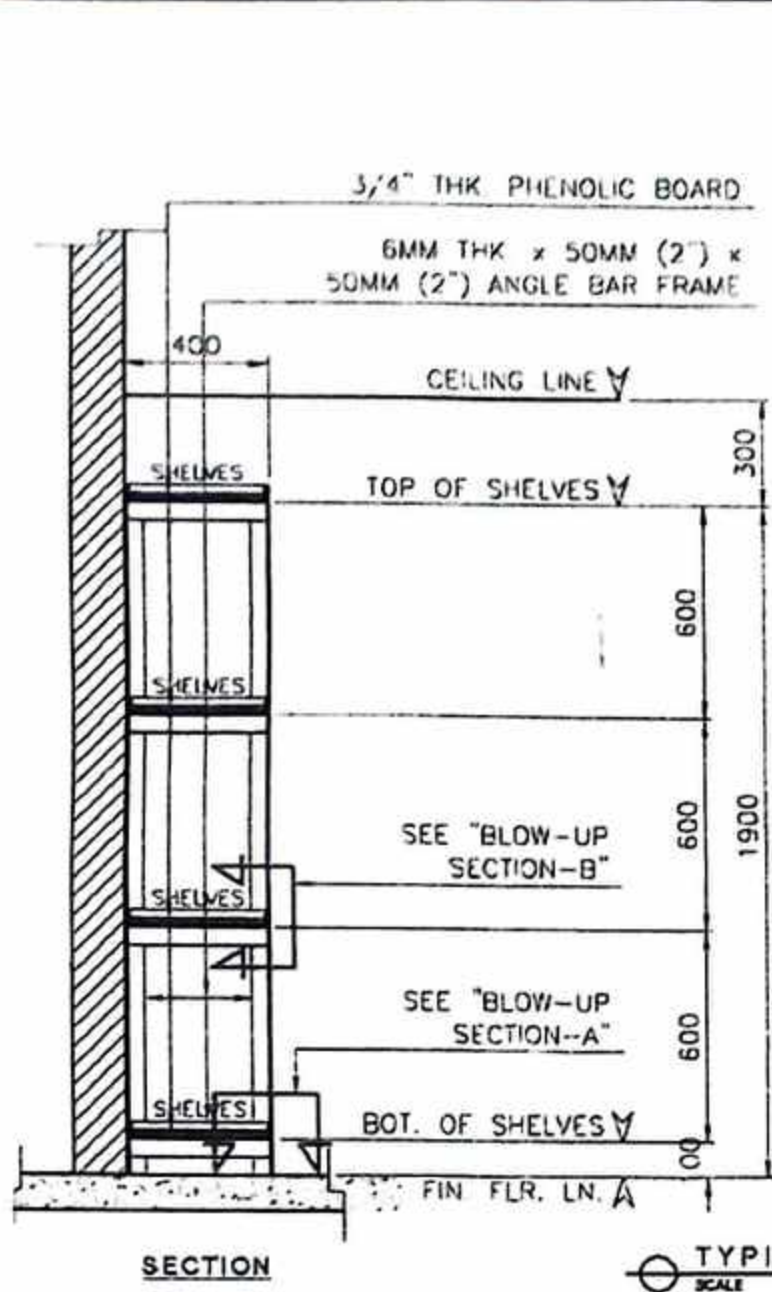


MEZZANINE FLOOR CEILING PLAN
SCALE 1:100 MTS

2023 -- No 245



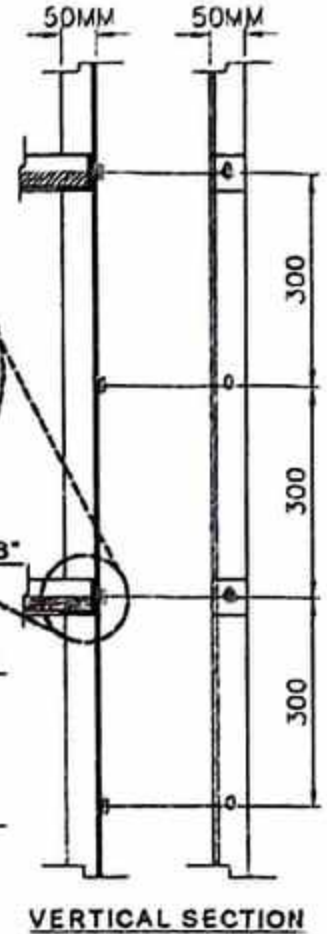
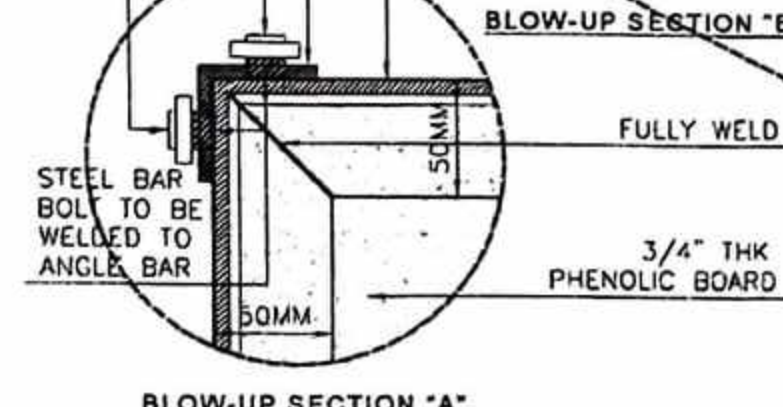
PROJECT TITLE: PROPOSED PROVINCIAL PHARMACEUTICAL AND LOGISTIC COMPLEX AT RAMON TABIANA MEMORIAL DISTRICT HOSPITAL	SEC. 33 DRAWINGS SPECIFICATIONS ONLY SIGNED & SEALED OR STAMPED, AS AN INSTRUMENTS OF SERVICE, ARE THE PROPERTY & DOCUMENTS OF THE ARCHITECT. WHETHER THE OBJECT FOR WHICH THEY ARE MADE IS EXECUTED OR NOT, IT SHALL BE UNLAWFUL FOR ANY PERSON, WITHOUT THE WRITTEN CONSENT OF THE ARCHITECT OR AUTHOR OF SAID DOCUMENTS TO DUPLICATE OR TO MAKE COPIES OF SAID DOCUMENTS FOR USE IN THE REPRODUCTION OF AND FOR OTHER PROJECTS OF BUILDINGS, WHETHER EXECUTED PARTLY OR IN WHOLE.	R.A. 9266 PREPARED BY: JOSE JOEL S. PARIS, JR. BUILDING INSPECTOR	CHECKED BY: RIC ARMANDO T. VALENZUELA MUNICIPAL ENGINEER	APPROVED BY: HON. ELIZALDE G. RUBYO MUNICIPAL MAYOR	SHEET CONTENTS AS SHOWN	SHEET NO. A/6 6/25 CADD by: COKTE Checked by: DATE
LOCATION: CABATUAN, ILOILO						



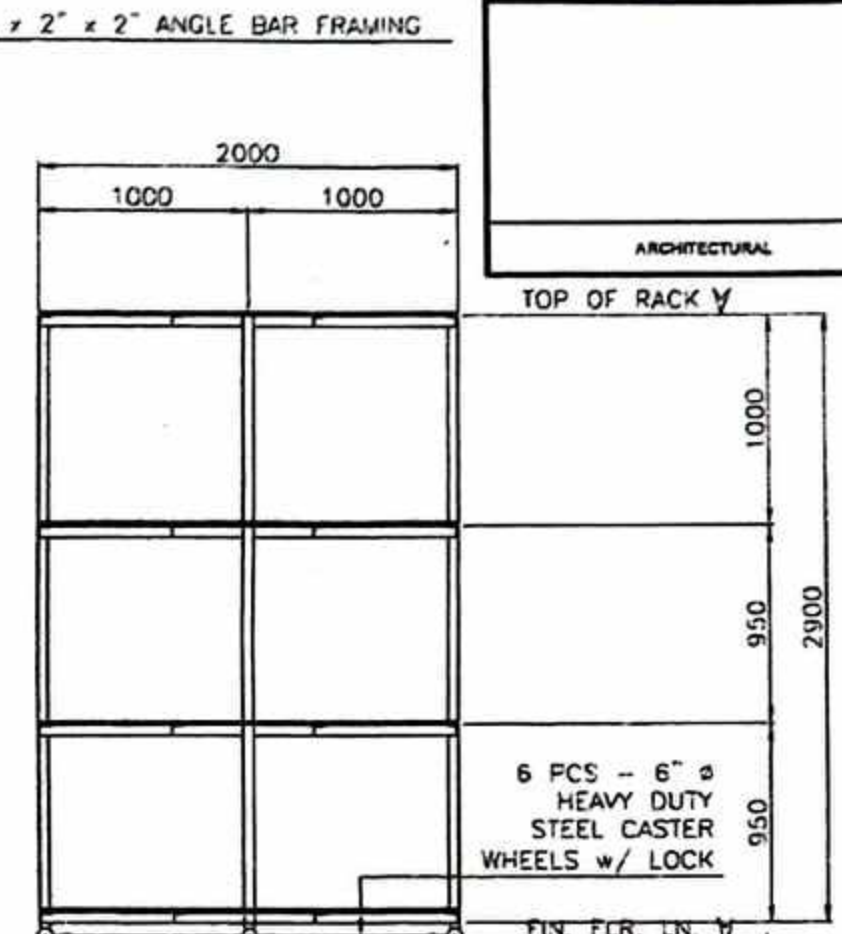
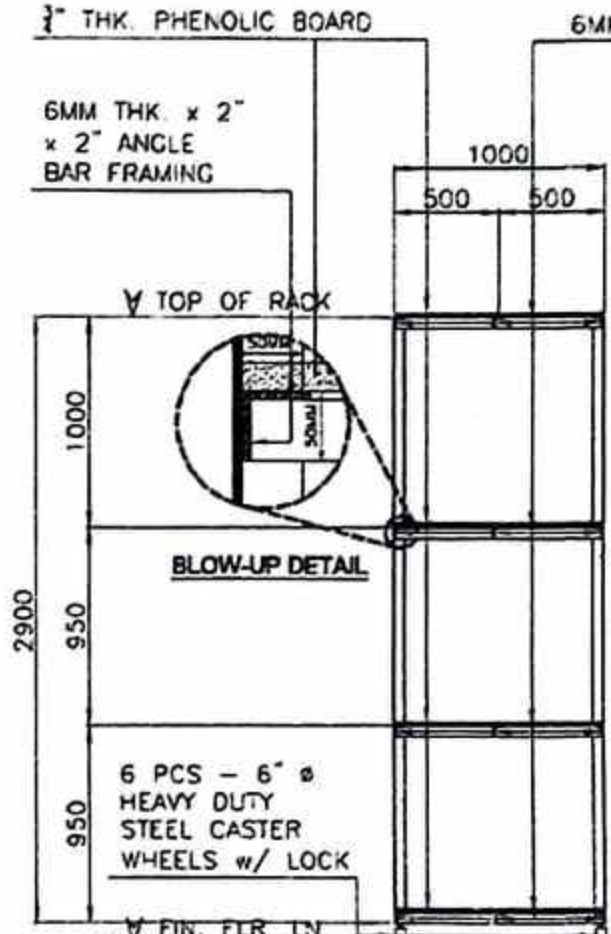
6MM THK x 50MM (2") x 50MM (2") ANGLE BAR (MOVABLE HORIZONTAL FRAME)

6MM THK. x 50MM (2") x 50MM (2") ANGLE BAR (VERTICAL FRAME)

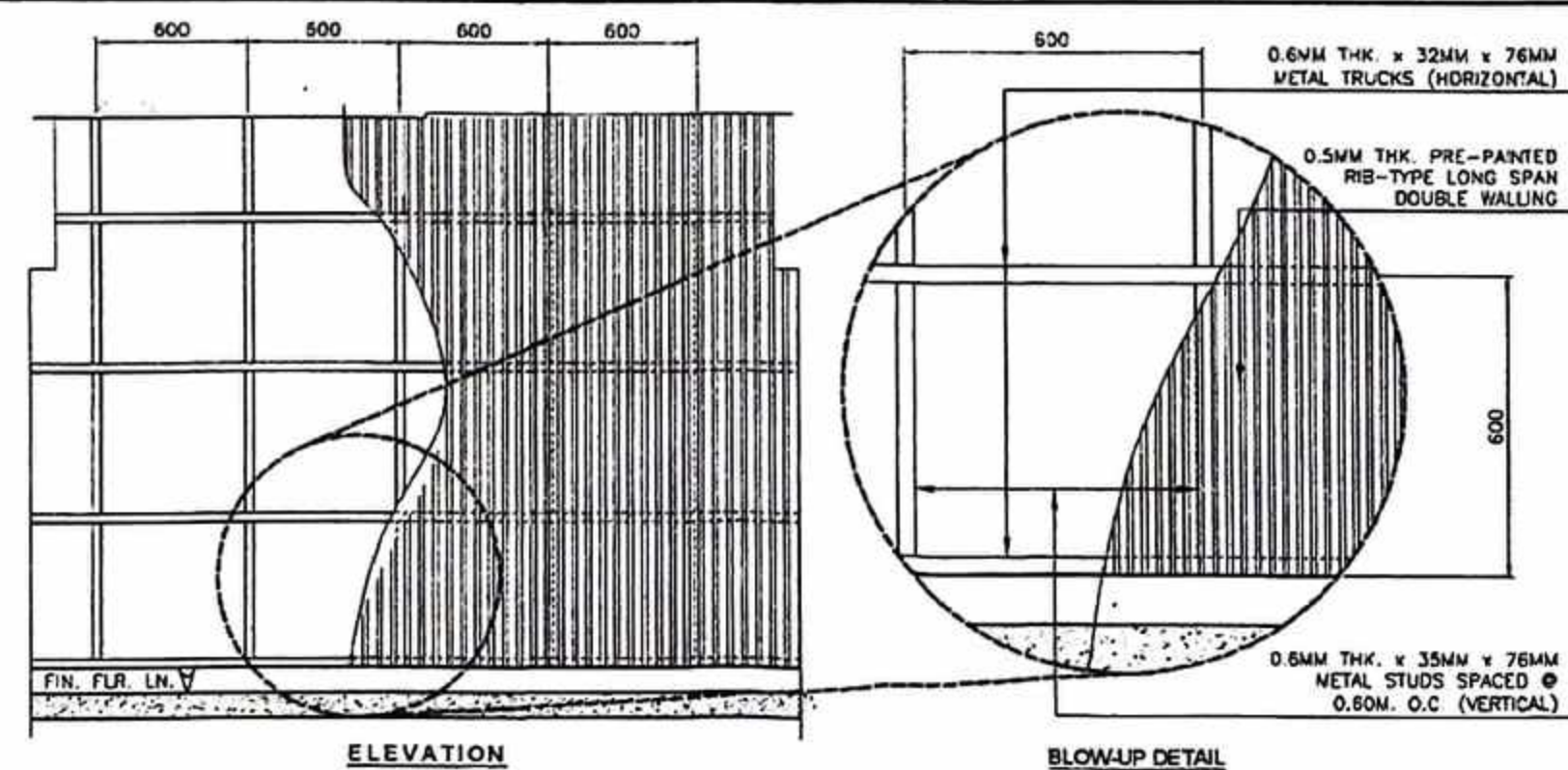
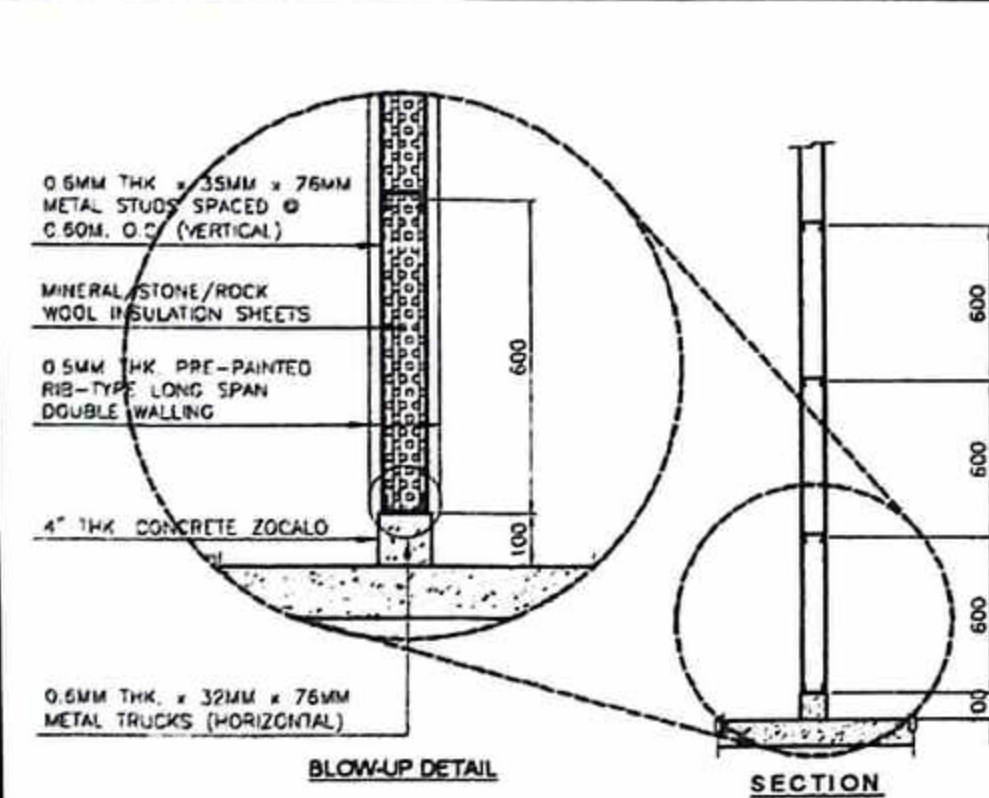
5/8" x 1/2" STEEL BAR BOLT w/ NUT



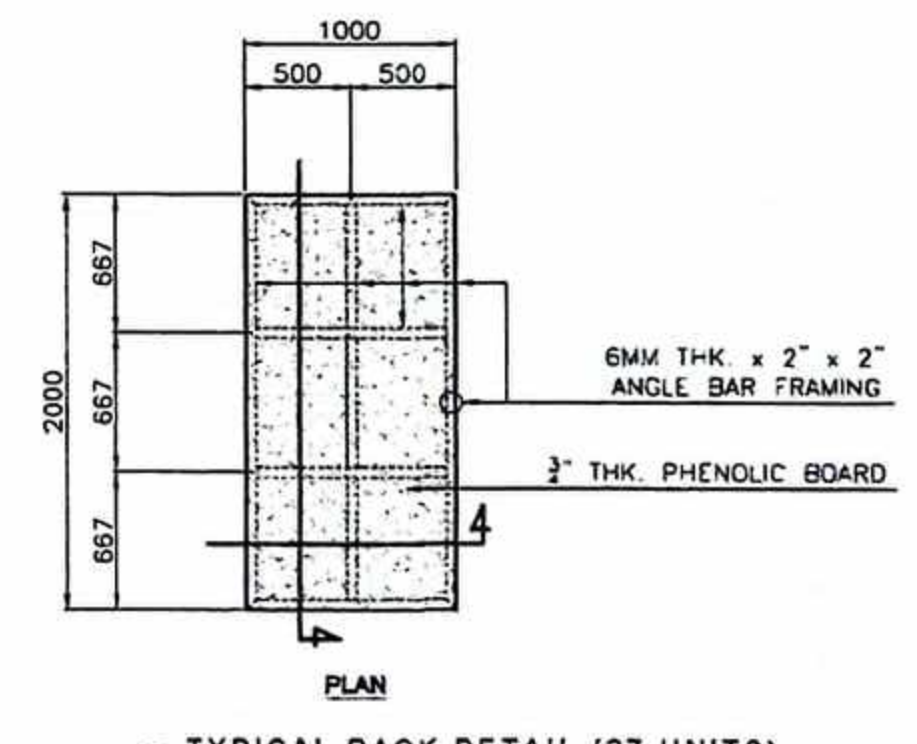
TYPICAL SHELVES DETAIL (8 UNITS)
SCALE 1:15 MTS



CROSS SECTION
LONGITUDINAL SECTION



DOUBLE WALLING DETAIL
SCALE 1:20 MTS



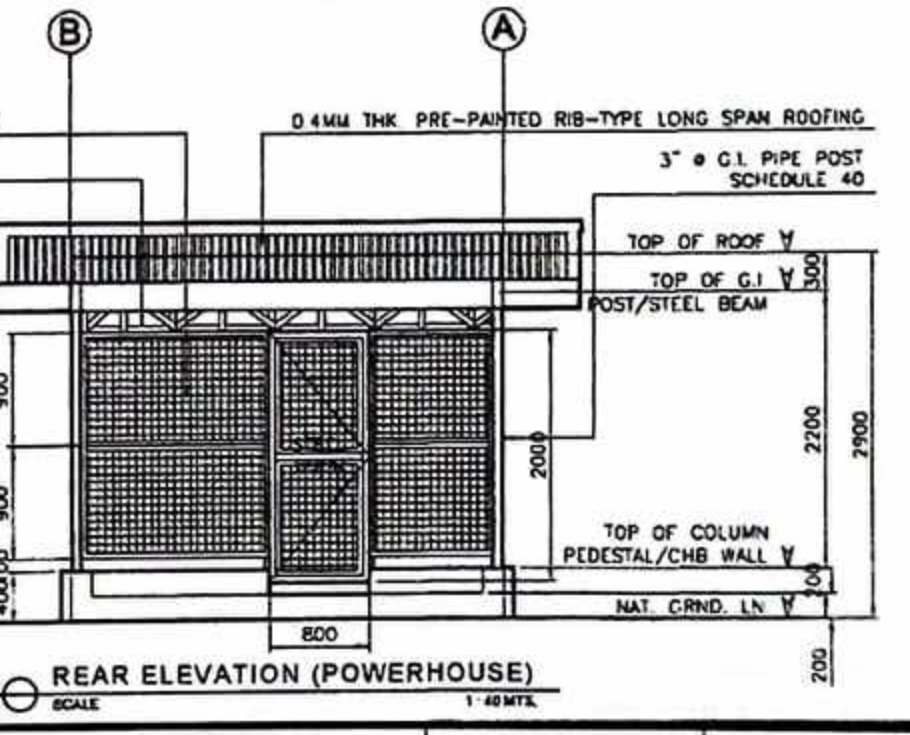
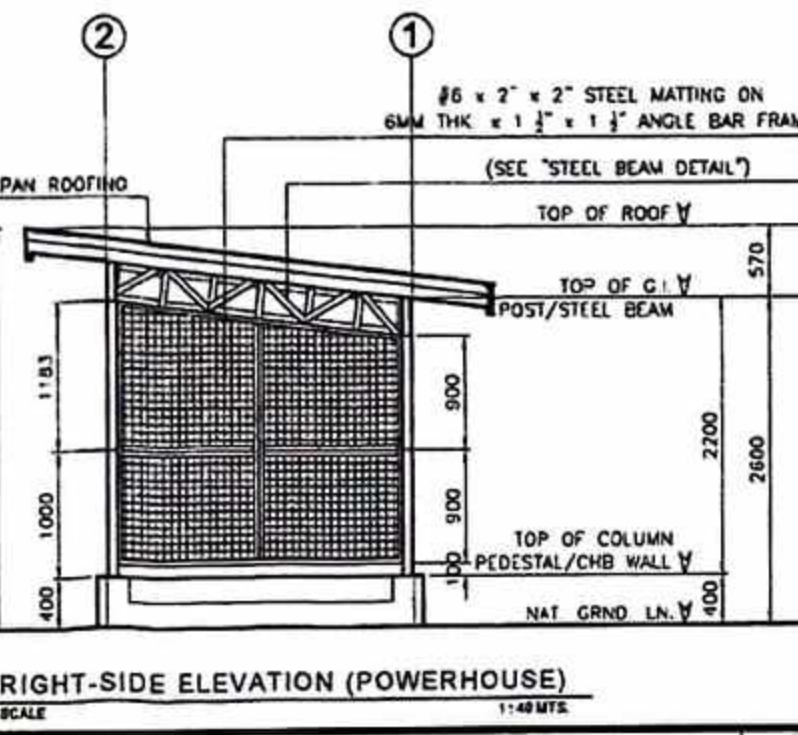
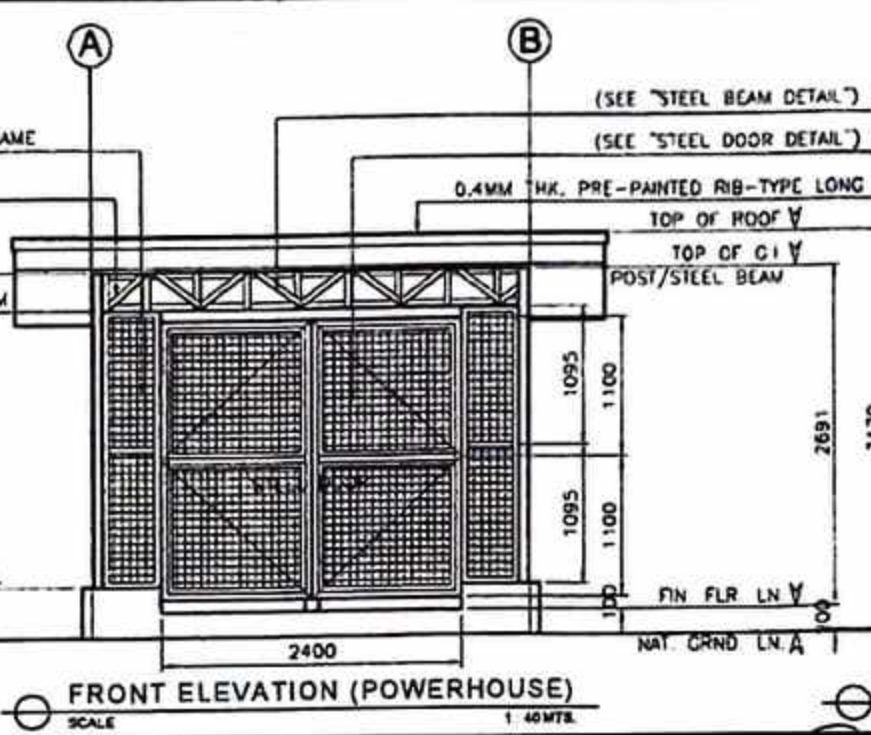
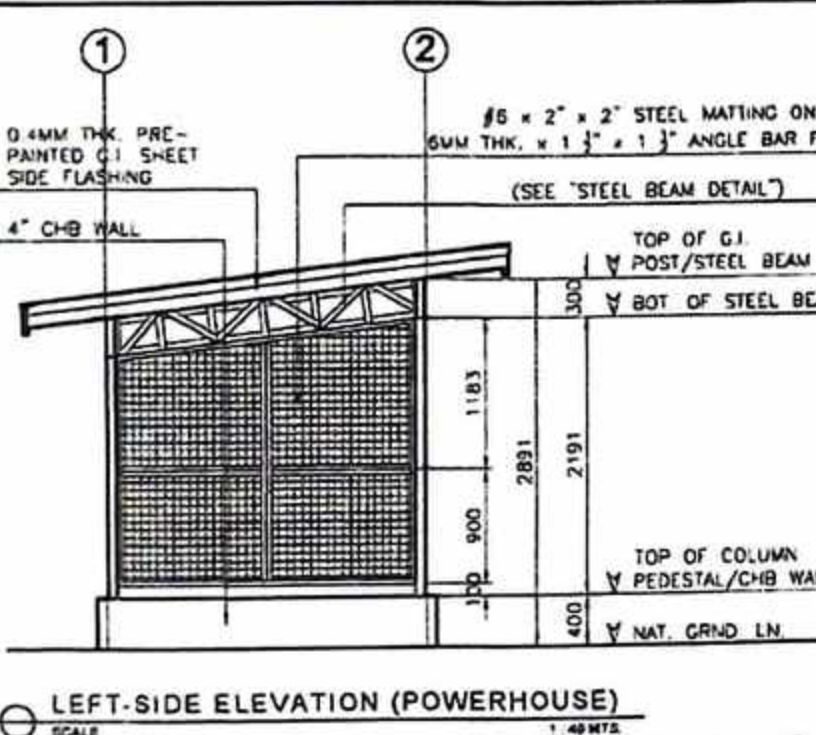
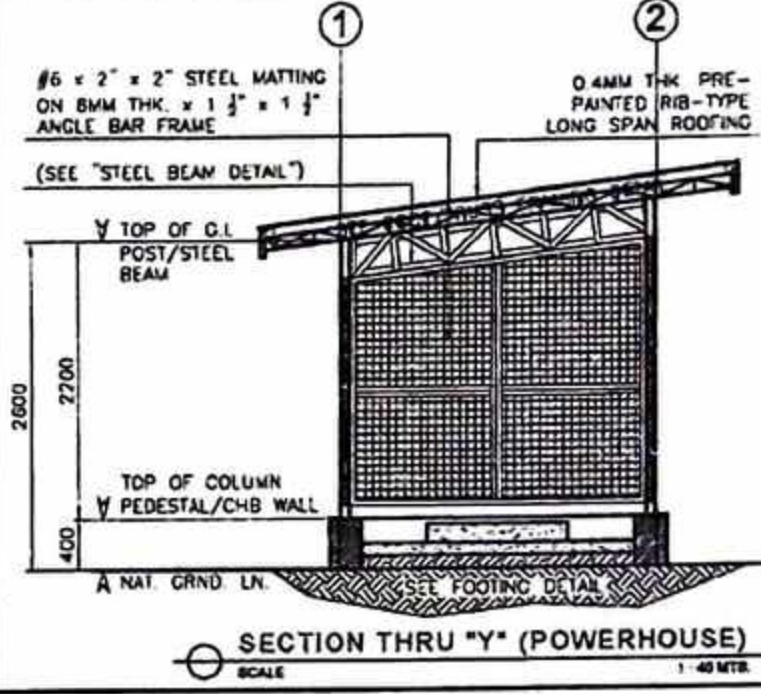
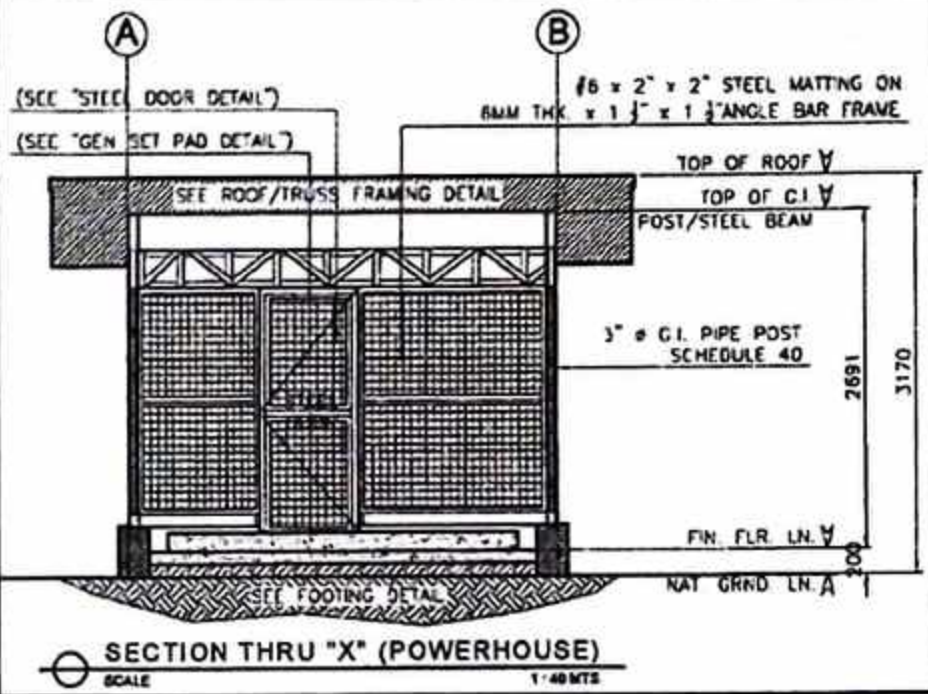
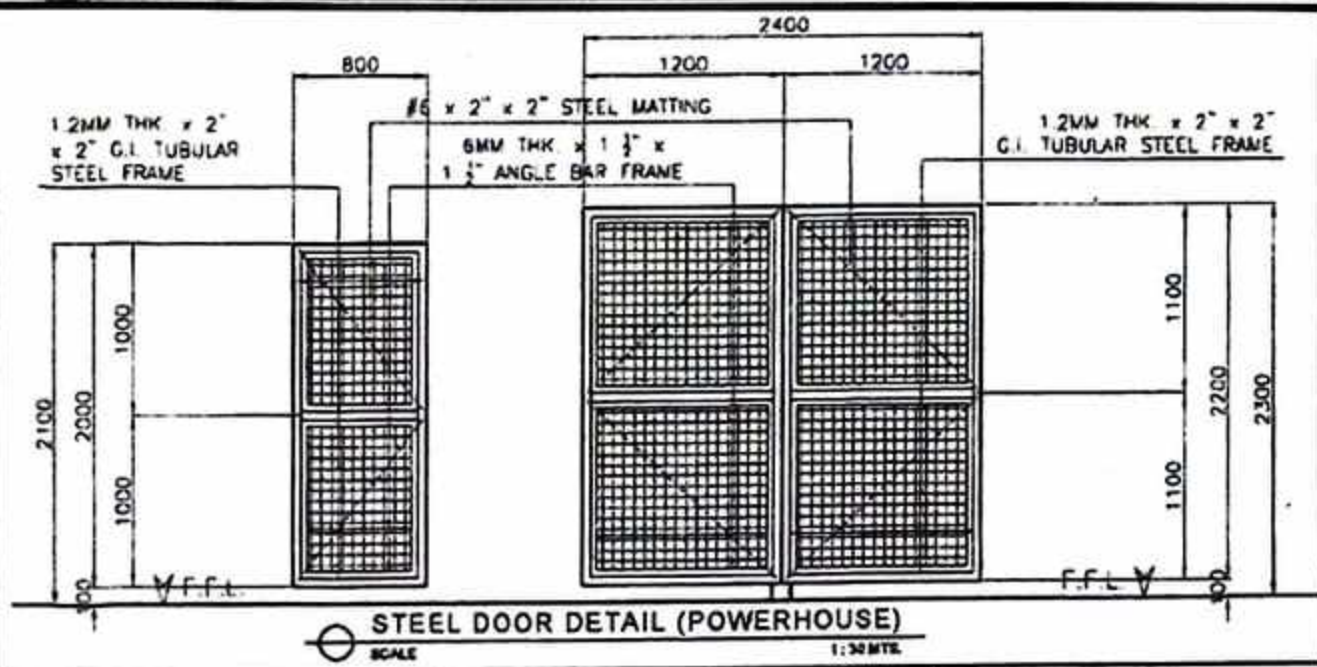
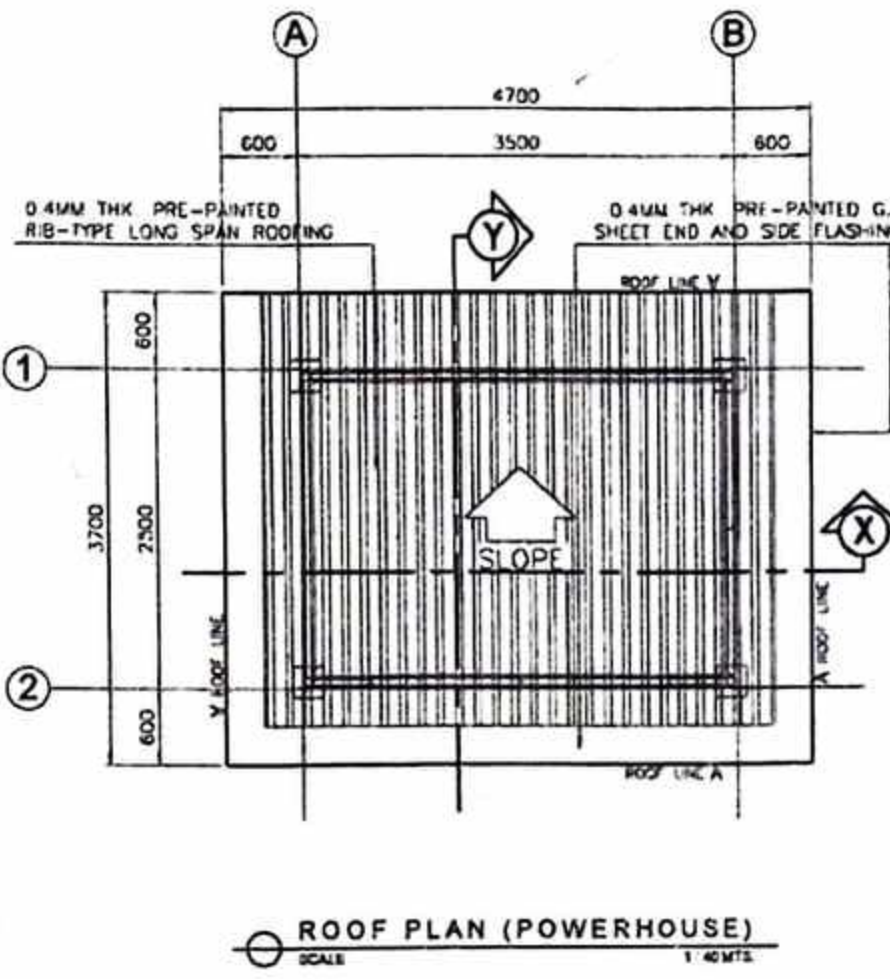
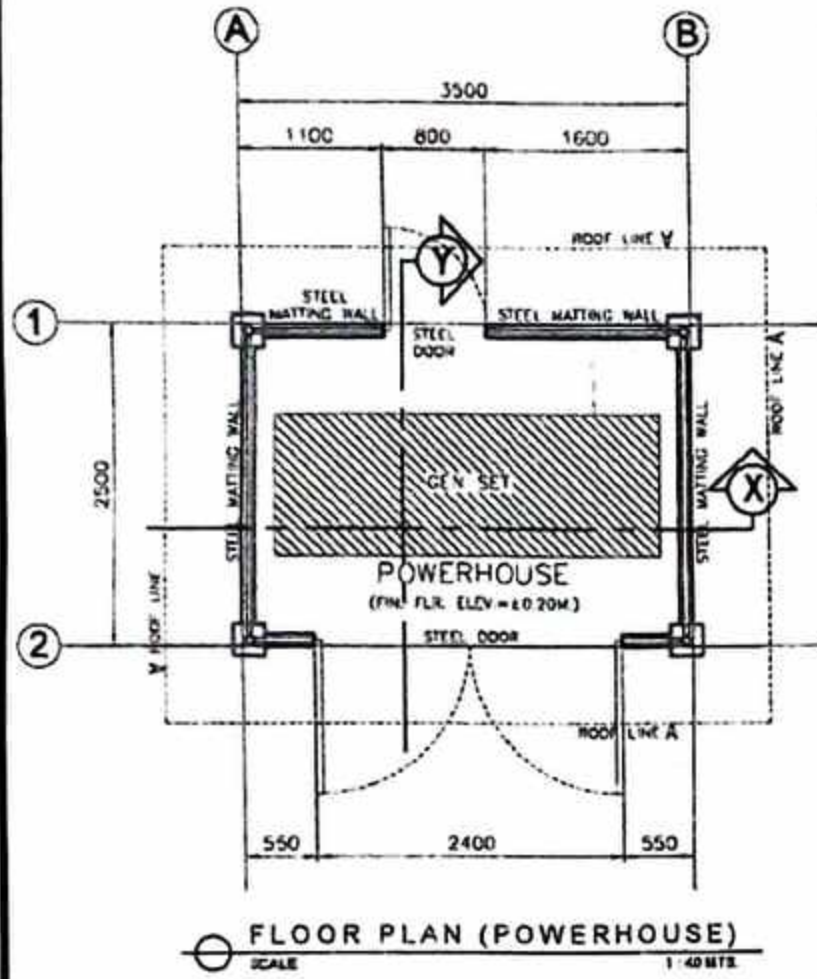
TYPICAL RACK DETAIL (27 UNITS)
SCALE 1:25 MTS

REPUBLIC OF THE PHILIPPINES
PROVINCE OF ILOILO
OFFICE OF THE BUILDING OFFICIAL

MUNICIPALITY OF CABATUAN

ARCHITECTURAL

	PROJECT TITLE:	SEC. 33	R.A. 9266	PREPARED BY:	CHECKED BY:	APPROVED BY:	SHEET CONTENTS	SHEET NO
	PROPOSED PROVINCIAL PHARMACEUTICAL AND LOGISTIC COMPLEX	DRAWINGS & SPECIFICATIONS DULY SIGNED & SEALED OR STAMPED, AS INSTRUMENTS OF SERVICE, ARE THE PROPERTY & DOCUMENTS OF THE ARCHITECT. WHETHER THE OBJECT FOR WHICH THEY ARE MADE IS EXECUTED OR NOT, IT SHALL BE UNLAWFUL FOR ANY PERSON, WITHOUT THE WRITTEN CONSENT OF THE ARCHITECT OR AUTHOR OF SAID DOCUMENTS TO DUPLICATE OR TO MAKE COPIES OF SAID DOCUMENTS FOR USE IN THE REPEITION OF AND FOR OTHER PROJECTS OF BUILDINGS, WHETHER EXECUTED PARTLY OR IN WHOLE.	JOSE JOEL S. PARIS, JR.	RIC ARMANDO T. VALENZUELA	HON. ELIZALDE G. PUEYO	AS SHOWN	A7 7/25	
	LOCATION: CABATUAN, ILOILO	BUILDING INSPECTOR	MUNICIPAL ENGINEER	MUNICIPAL MAYOR	CADD by: CORTZ	Checked by:	DATE:	



PROJECT TITLE:
PROPOSED PROVINCIAL PHARMACEUTICAL AND LOGISTIC COMPLEX
AT RAMON TABIANA MEMORIAL DISTRICT HOSPITAL

LOCATION: CABATUAN, ILOILO

SEC. 33 R.A. 9266
DRAWINGS AND SPECIFICATIONS DULY SIGNED & SEALED OR STAMPED, AS INSTRUMENTS OF SERVICE, ARE THE PROPERTY & DOCUMENTS OF THE ARCHITECT. WHETHER THE OBJECT FOR WHICH THEY ARE MADE IS EXECUTED OR NOT, IT SHALL BE UNLAWFUL FOR ANY PERSON, WITHOUT THE WRITTEN CONSENT OF THE ARCHITECT OR AUTHOR OF SAID DOCUMENTS TO DUPLICATE OR TO MAKE COPIES OF SAID DOCUMENTS FOR USE IN THE REPERITION OF AND FOR OTHER PROJECTS OF BUILDINGS, WHETHER EXECUTED PARTLY OR IN WHOLE

PREPARED BY:
JOSE JOEL S. PARIS, JR.
BUILDING INSPECTOR

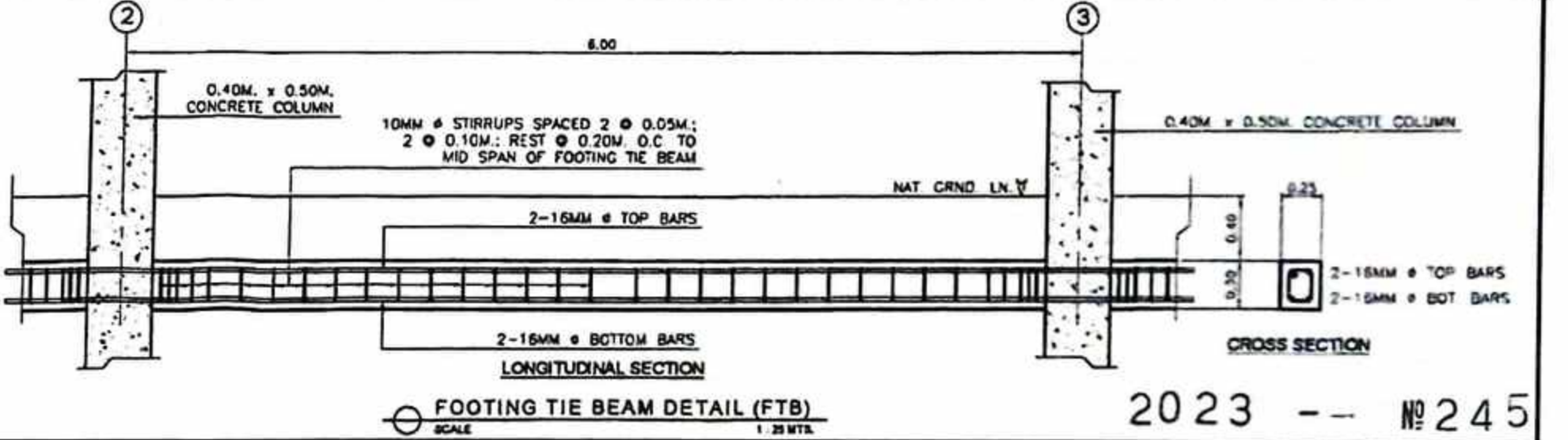
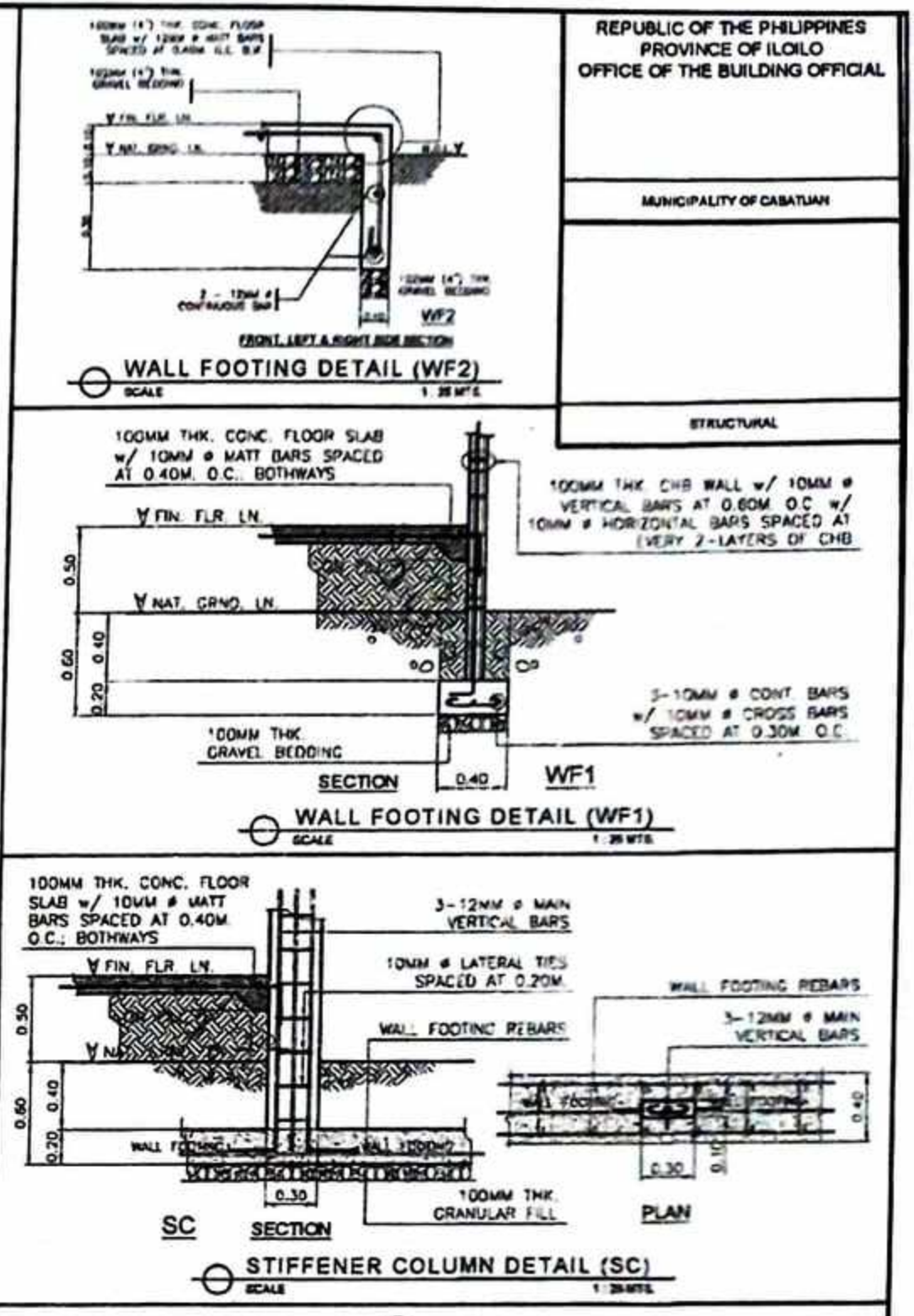
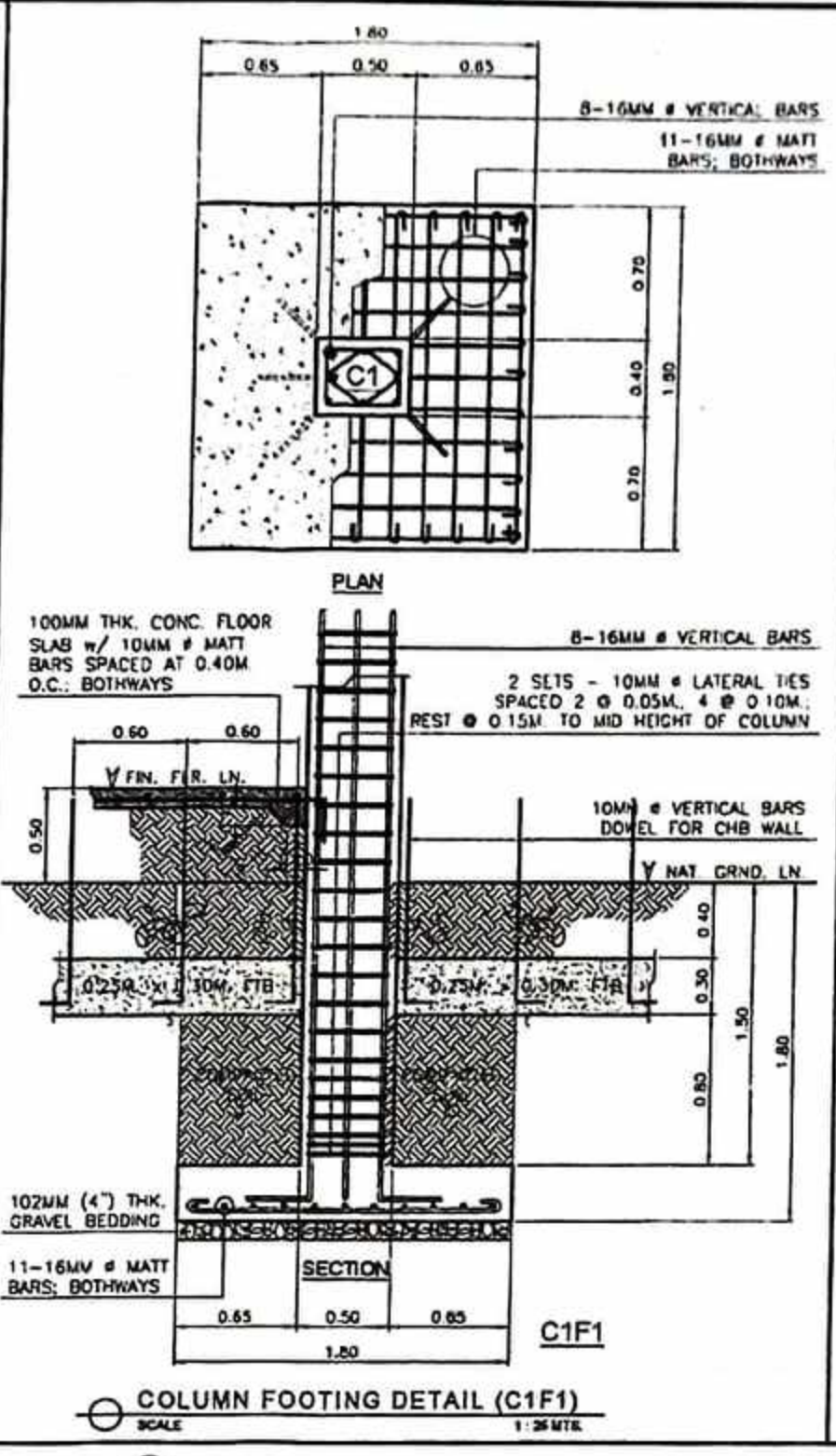
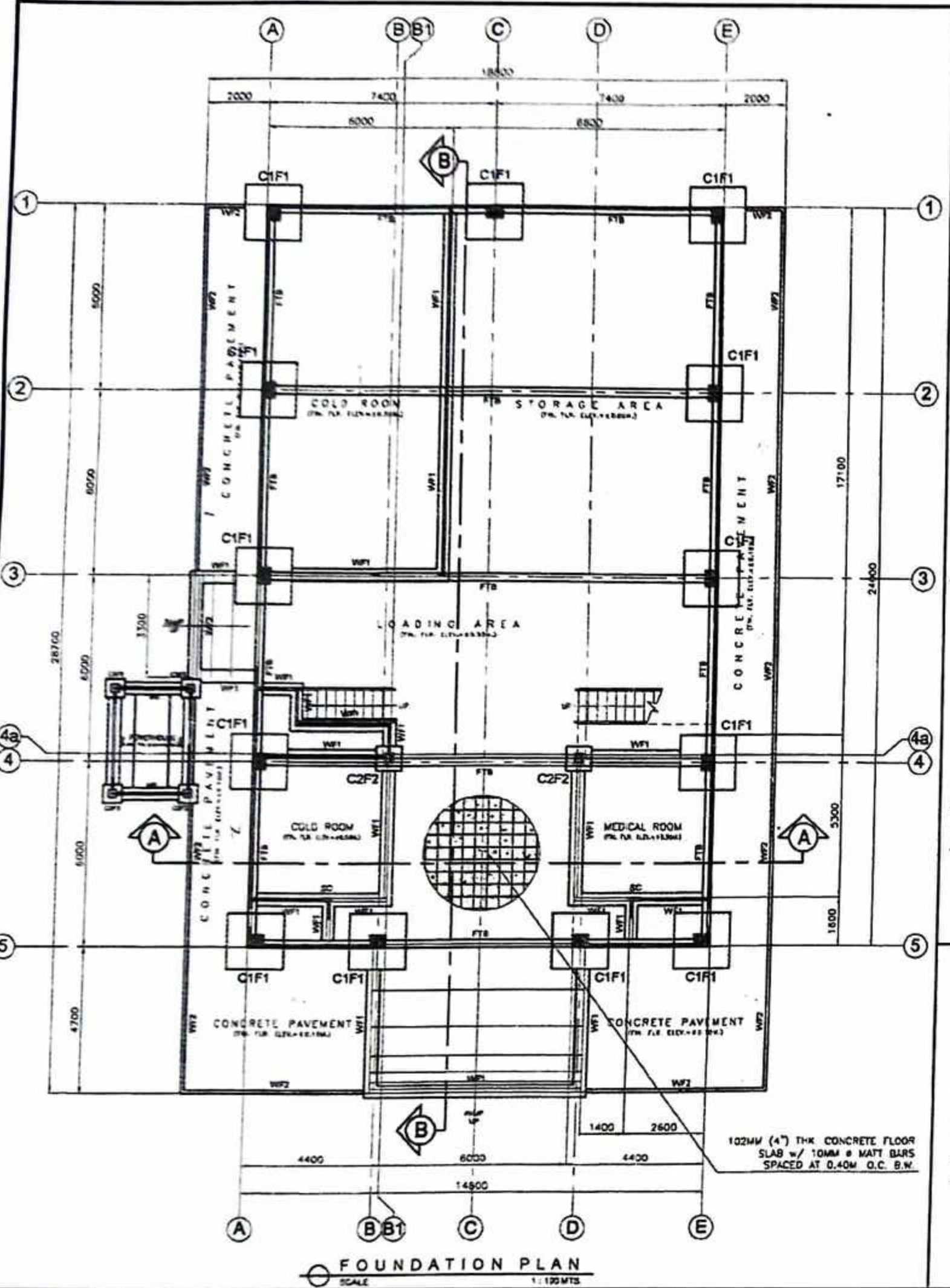
CHECKED BY:
RIC ARMANDO T. VALENZUELA
MUNICIPAL ENGINEER

APPROVED BY:
HON. ELIZALDE G. RUEYO
MUNICIPAL MAYOR

SHEET CONTENTS: AS SHOWN

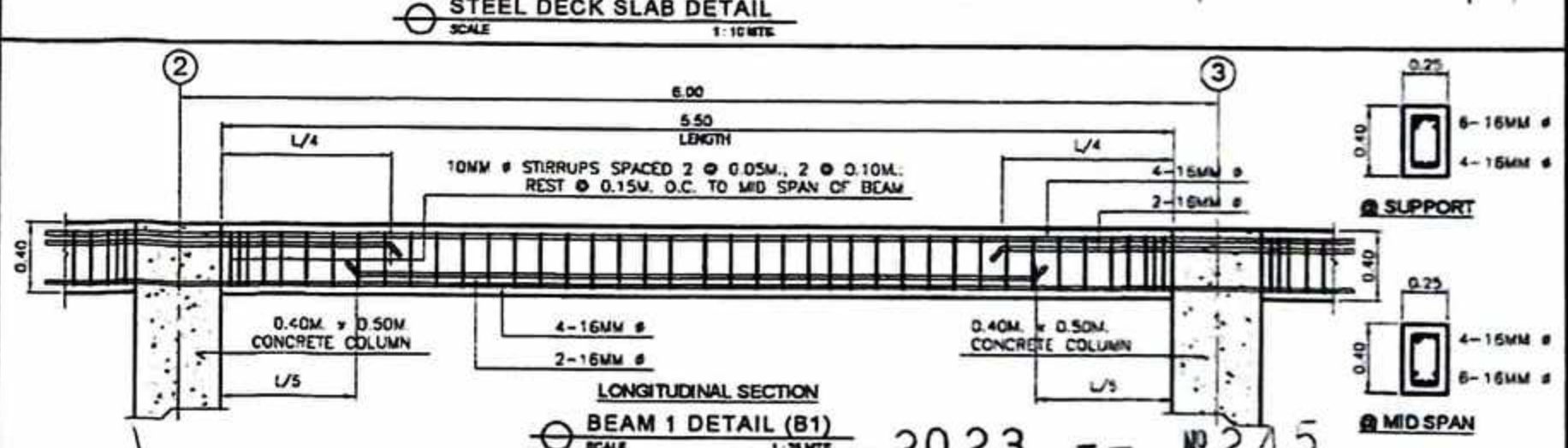
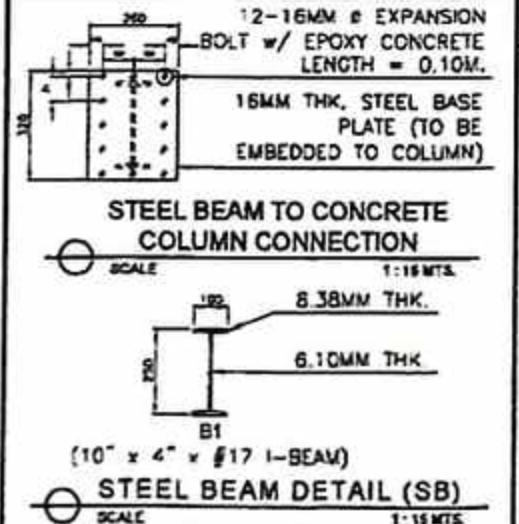
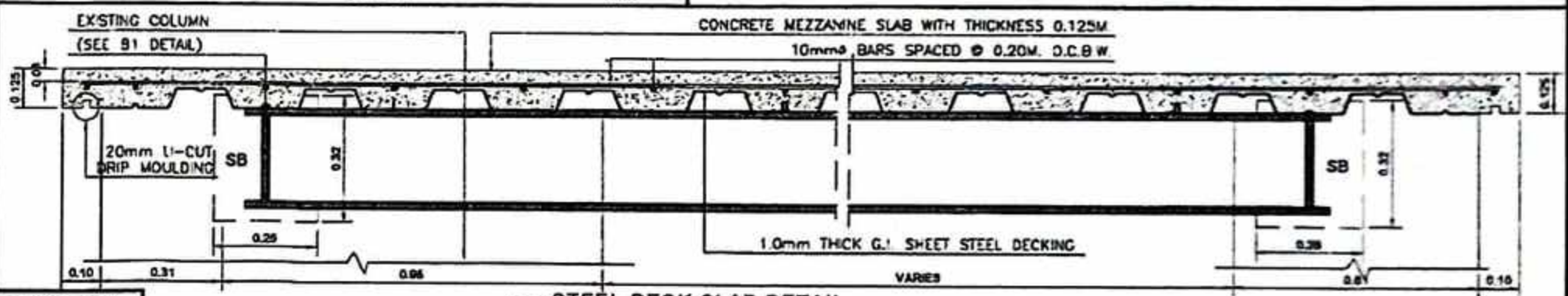
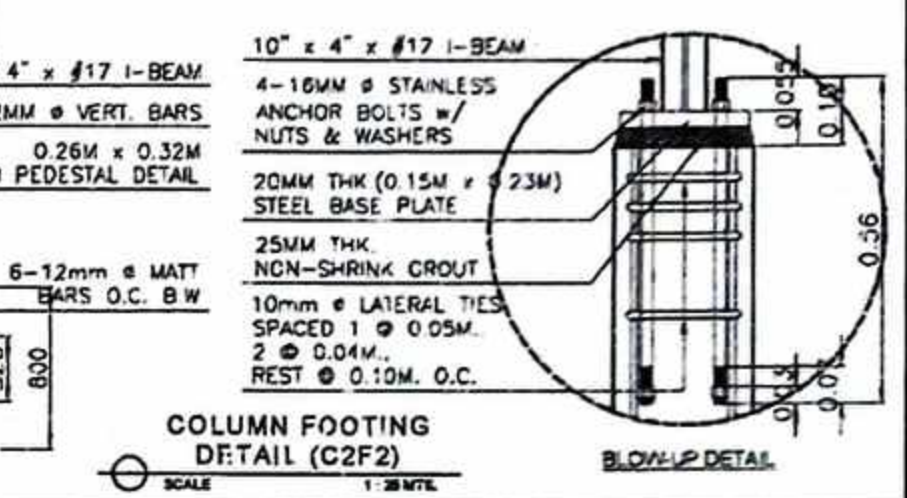
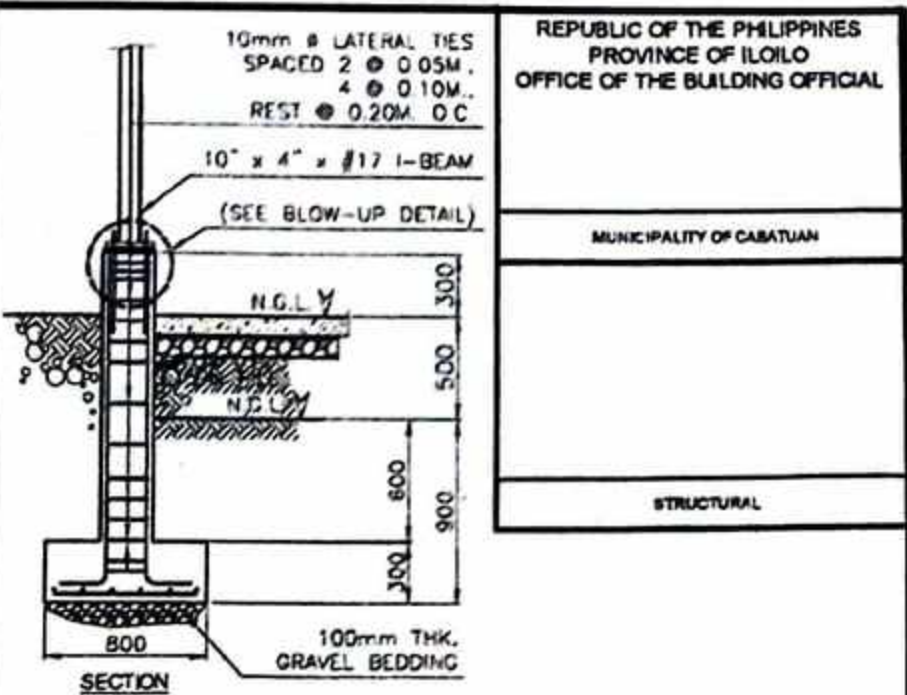
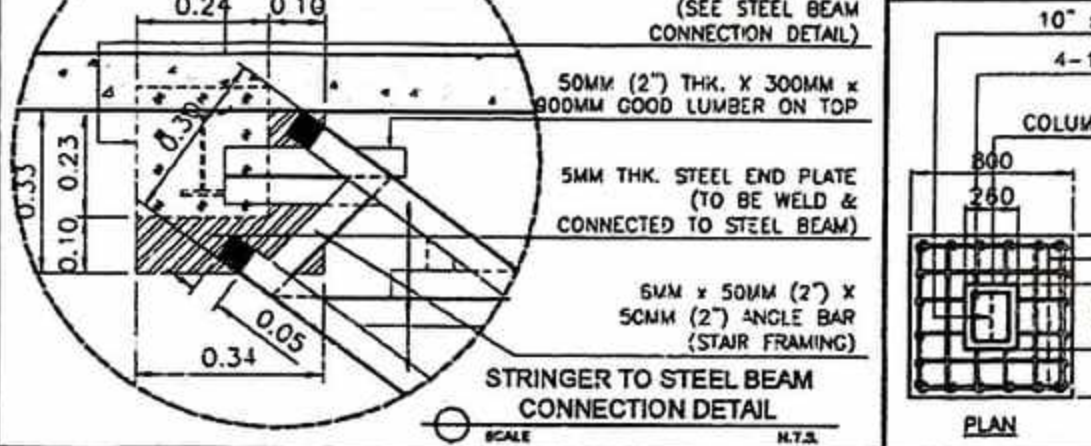
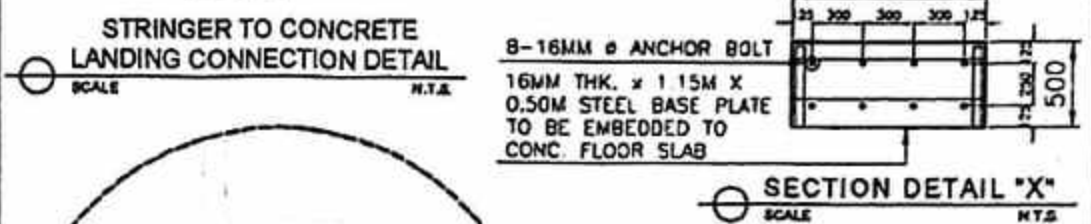
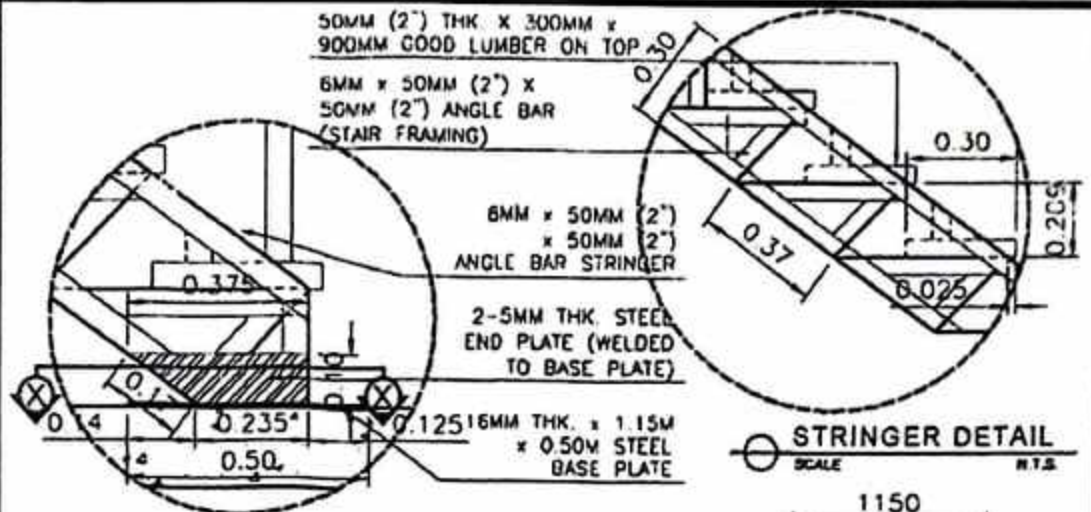
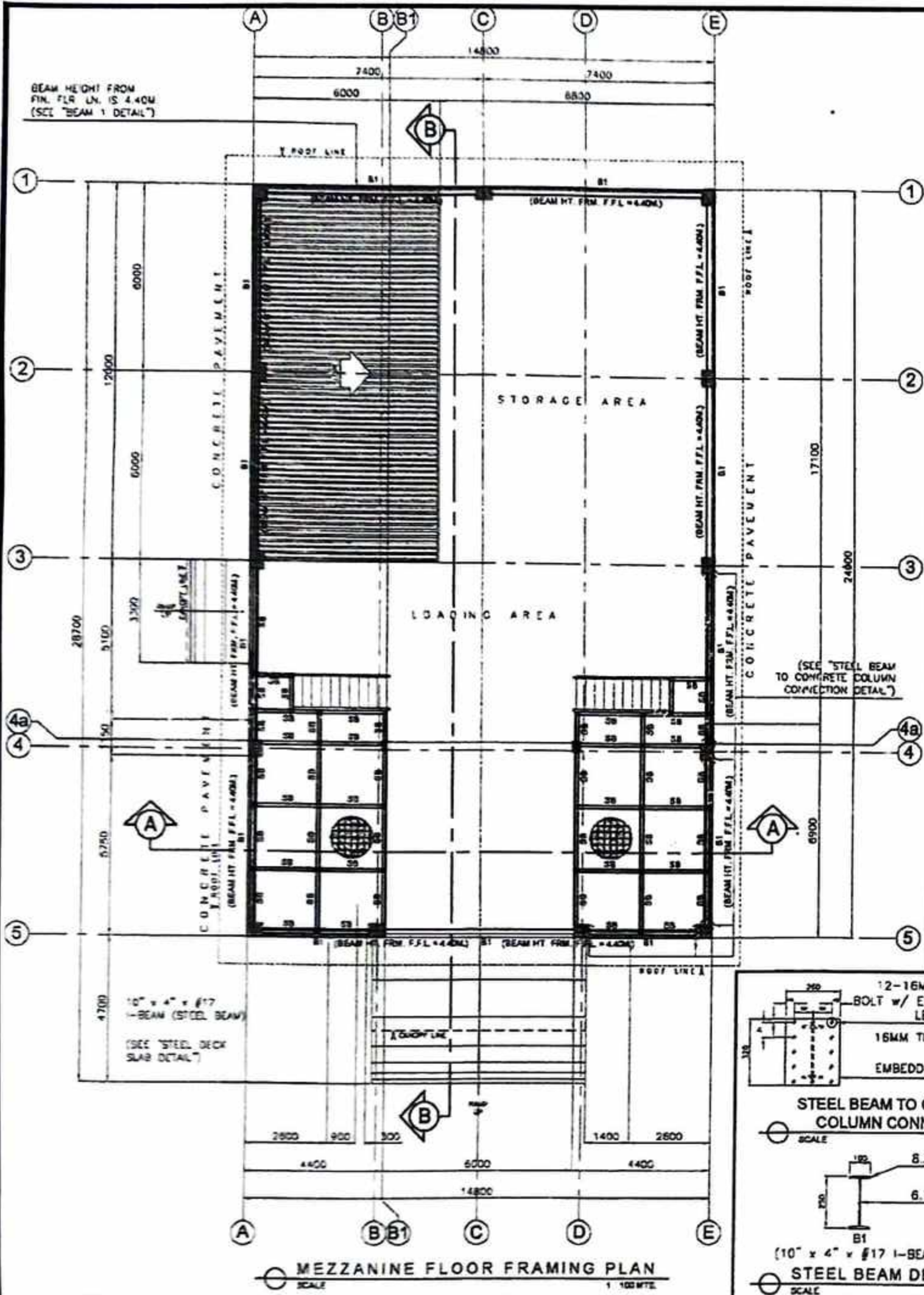
SHEET NO: **A/8 8/25**

CAO by: CORTZ
Checked by:
DATE:



2023 -- No 245

	PROJECT TITLE:	SEC. 33	R.A. 9266	PREPARED BY:	CHECKED BY:	APPROVED BY:	SHEET CONTENTS	SHEET NO.
	PROPOSED PROVINCIAL PHARMACEUTICAL AND LOGISTIC COMPLEX AT RAMON TABIANA MEMORIAL DISTRICT HOSPITAL		DRAWINGS SPECIFICATIONS DULY SIGNED & SEALED OR STAMPED, AS INSTRUMENTS OF SERVICE, ARE THE PROPERTY & DOCUMENTS OF THE ARCHITECT. WHETHER THE OBJECT FOR WHICH THEY ARE MADE IS EXECUTED OR NOT, IT SHALL BE UNLAWFUL FOR ANY PERSON WITHOUT THE WRITTEN CONSENT OF THE ARCHITECT OR AUTHOR OF SAID DOCUMENTS TO DUPLICATE OR TO MAKE COPIES OF SAID DOCUMENTS FOR USE IN THE REPRODUCTION OF AND FOR OTHER PROJECTS OF BUILDINGS, WHETHER EXECUTED PARTLY OR IN WHOLE.	JOSE JOEL S. PARIS, JR. BUILDING INSPECTOR	RICARDO ARMANDO T. VALENZUELA MUNICIPAL ENGINEER	HON. ELIZALDE G. RUYO MUNICIPAL MAYOR	AS SHOWN	S/1 9/25
	LOCATION:	CABATUAN, ILOILO		CADD by:	CORTZ	Checked by:		DATE:



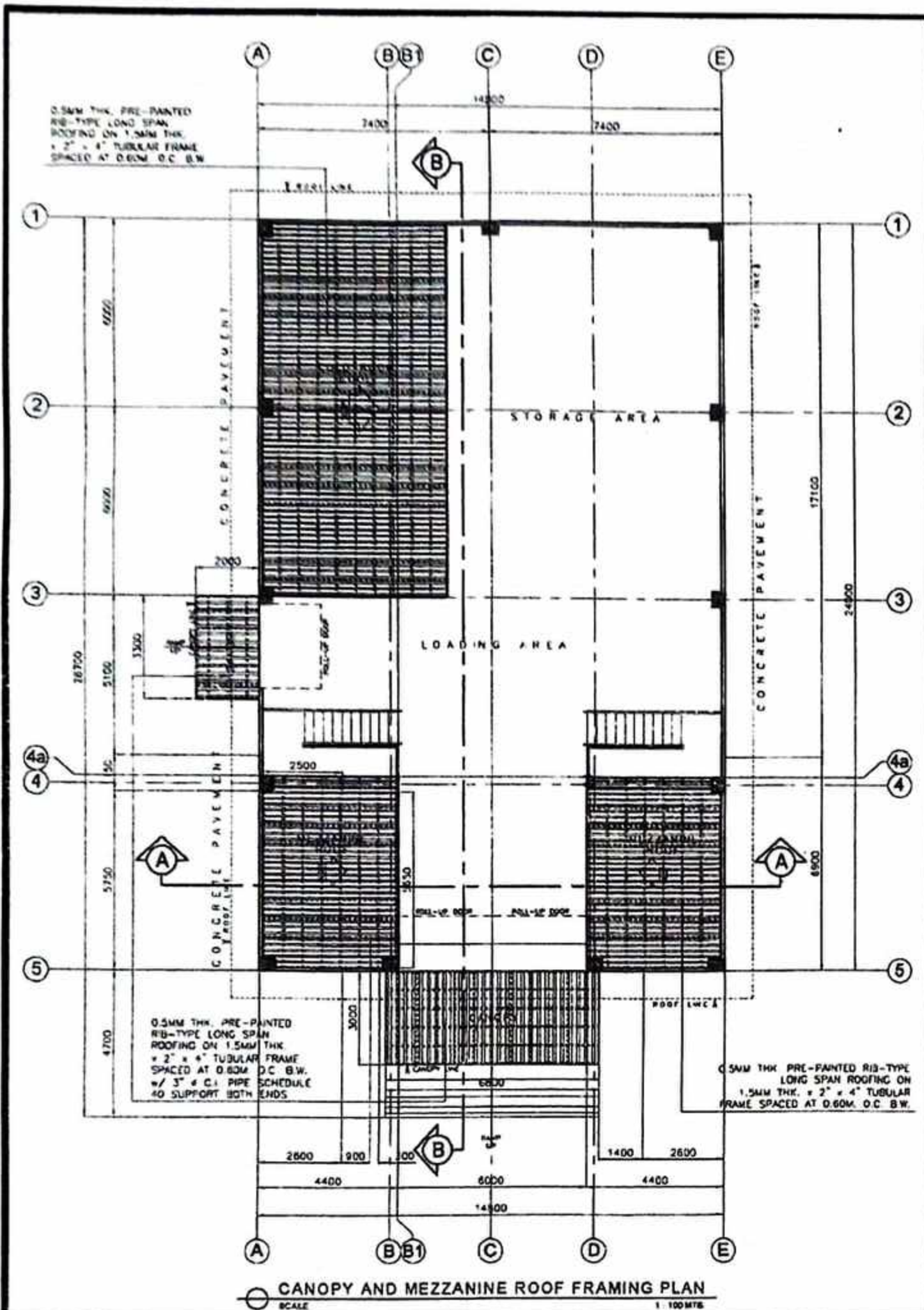
REPUBLIC OF THE PHILIPPINES
PROVINCE OF ILOILO
OFFICE OF THE BUILDING OFFICIAL

MUNICIPALITY OF CABATUAN

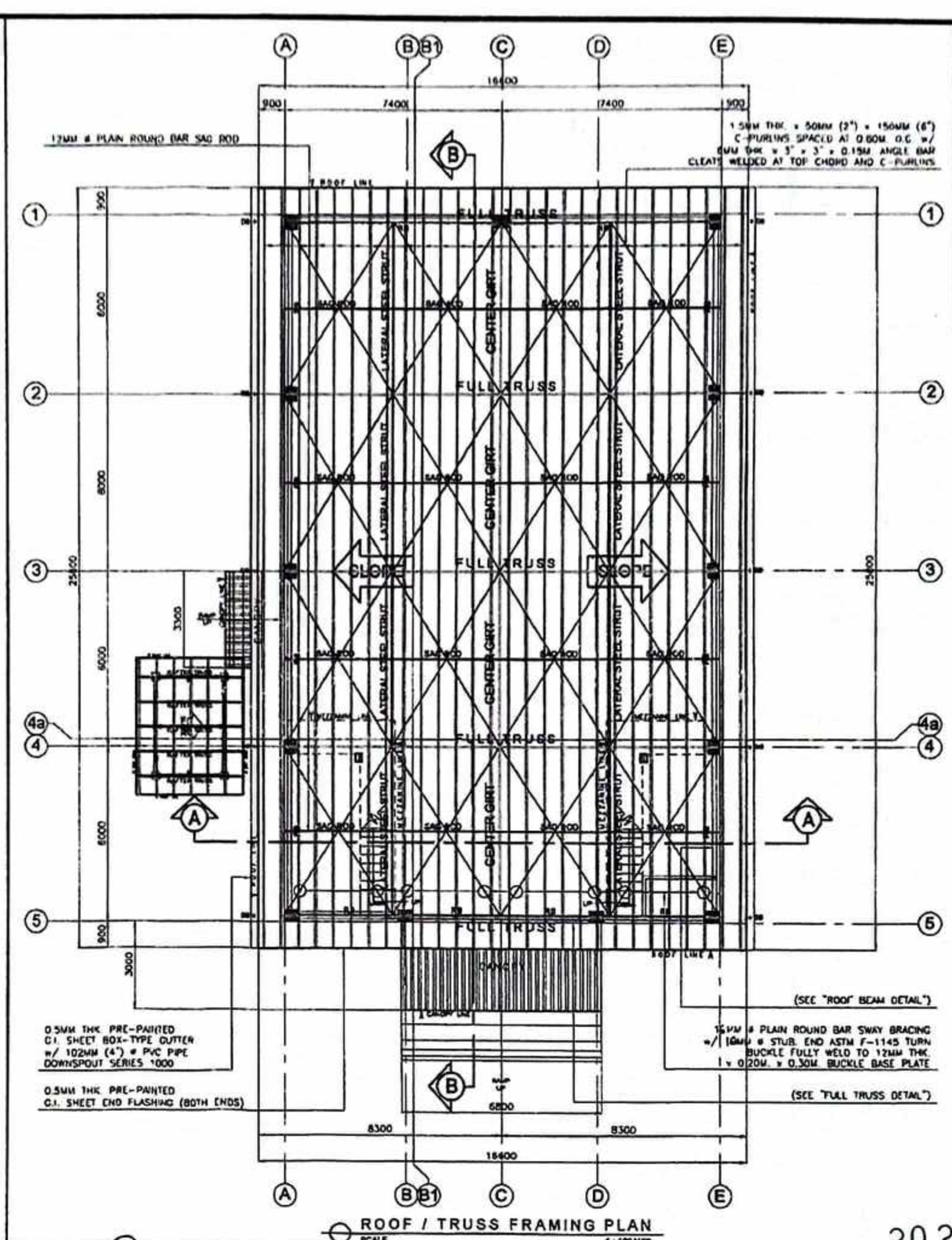
STRUCTURAL

	PROJECT TITLE	SEC. 33	R.A. 9266	PREPARED BY:	CHECKED BY:	APPROVED BY:	SHEET CONTENTS	SHEET NO.
	PROPOSED PROVINCIAL PHARMACEUTICAL AND LOGISTIC COMPLEX AT RAMON TABIANA MEMORIAL DISTRICT HOSPITAL	DRAWINGS AND SPECIFICATIONS DULY SIGNED & SEALED OR STAMPED, AS INSTRUMENTS OF SERVICE, ARE THE PROPERTY & DOCUMENTS OF THE ARCHITECT. WHETHER THE OBJECT FOR WHICH THEY ARE MADE IS EXECUTED OR NOT, IT SHALL BE UNLAWFUL FOR ANY PERSON, WITHOUT THE WRITTEN CONSENT OF THE ARCHITECT OR AUTHOR OF SAID DOCUMENTS TO DUPLICATE OR TO MAKE COPIES OF SAID DOCUMENTS FOR USE IN THE REPUTATION OF AND FOR OTHER PROJECTS OF BUILDINGS, WHETHER EXECUTED PARTLY OR IN WHOLE.		JOSE JOEL S. PARIS, JR.	RIO ARMANDO T. VALENZUELA	HON. ELIZALDE G. PUENO	AS SHOWN	S/2 10/25
	LOCATION: CABATUAN, ILOILO			BUILDING INSPECTOR	MUNICIPAL ENGINEER	MUNICIPAL MAYOR		CADD by: CORTZ Checked by: DATE:

2023 -- No. 245



CANOPY AND MEZZANINE ROOF FRAMING PLAN
SCALE 1:100 MTS.

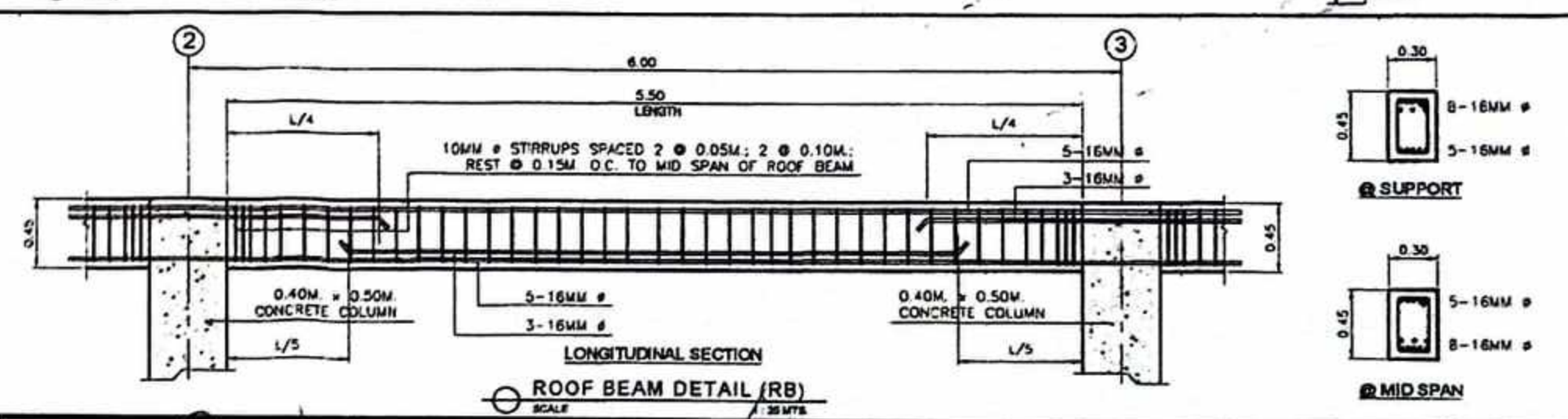
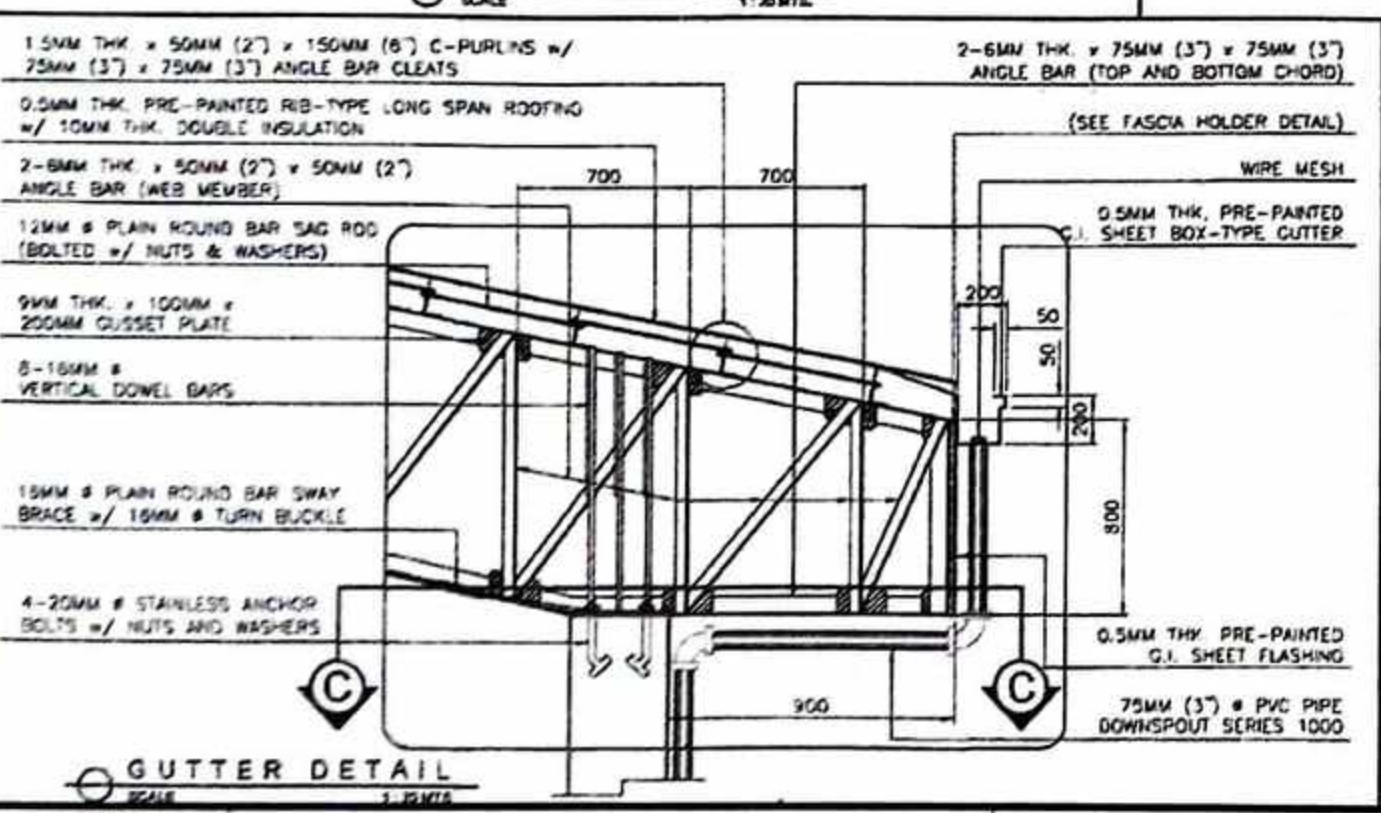
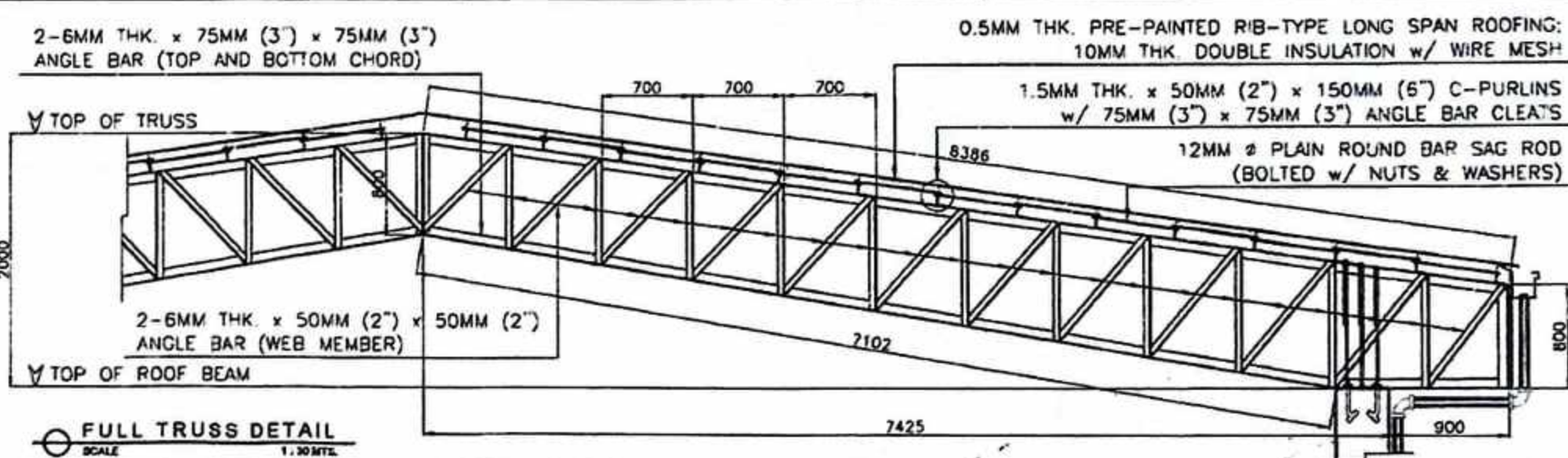
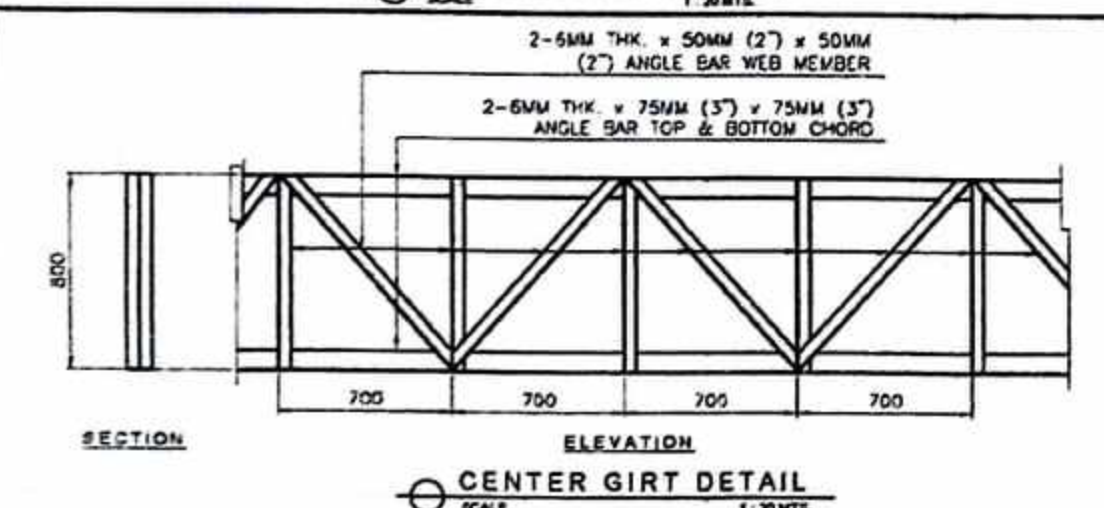
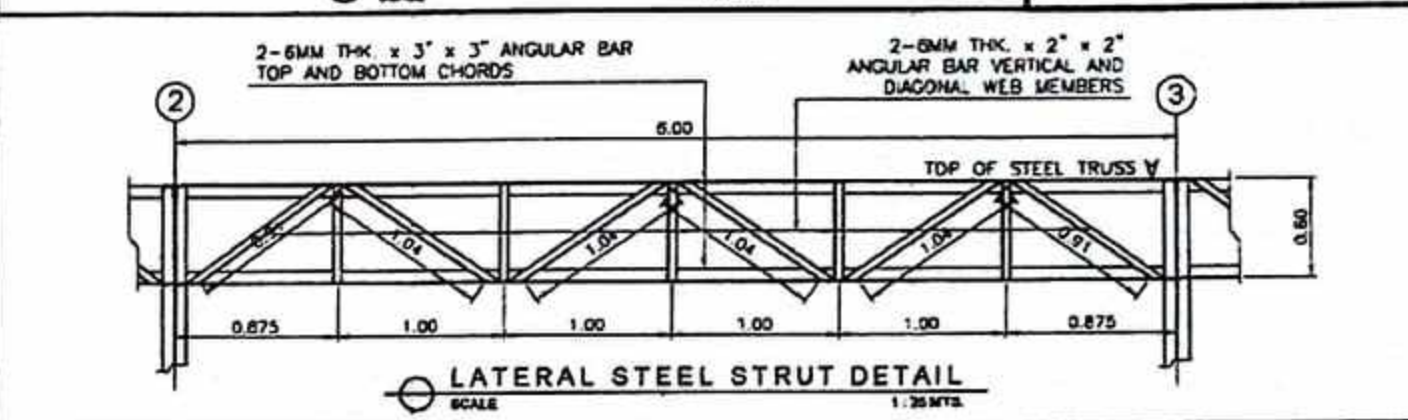
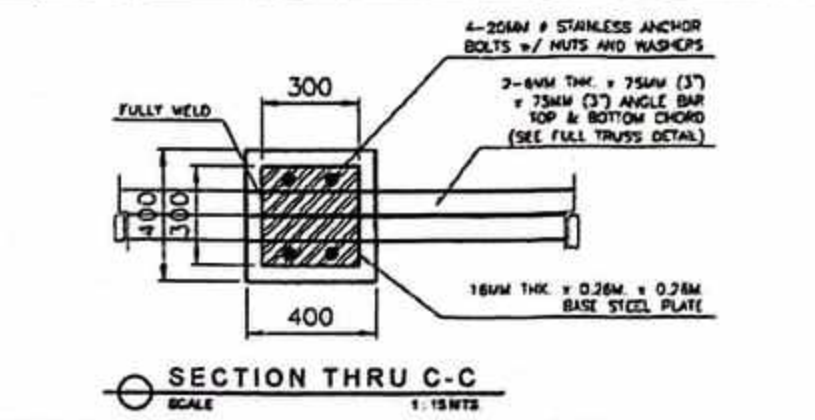
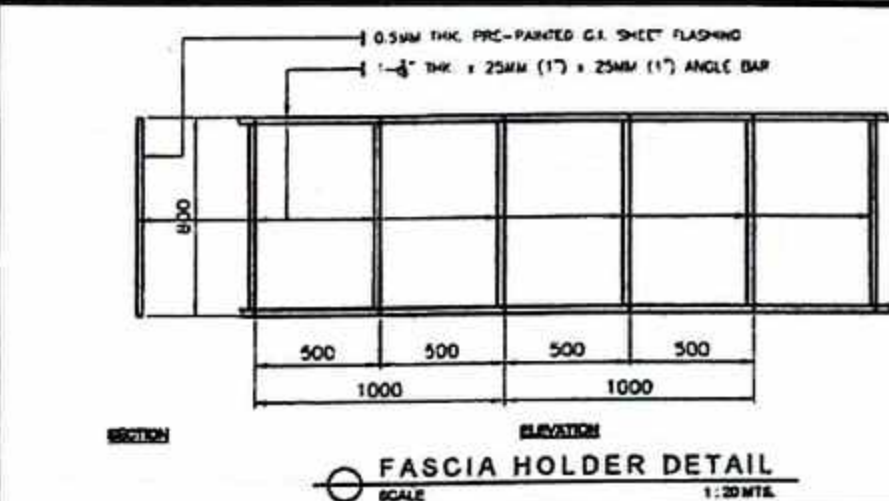
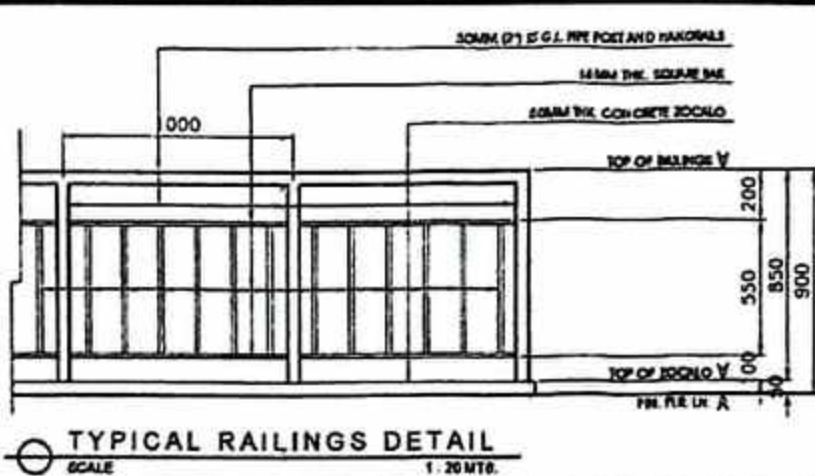
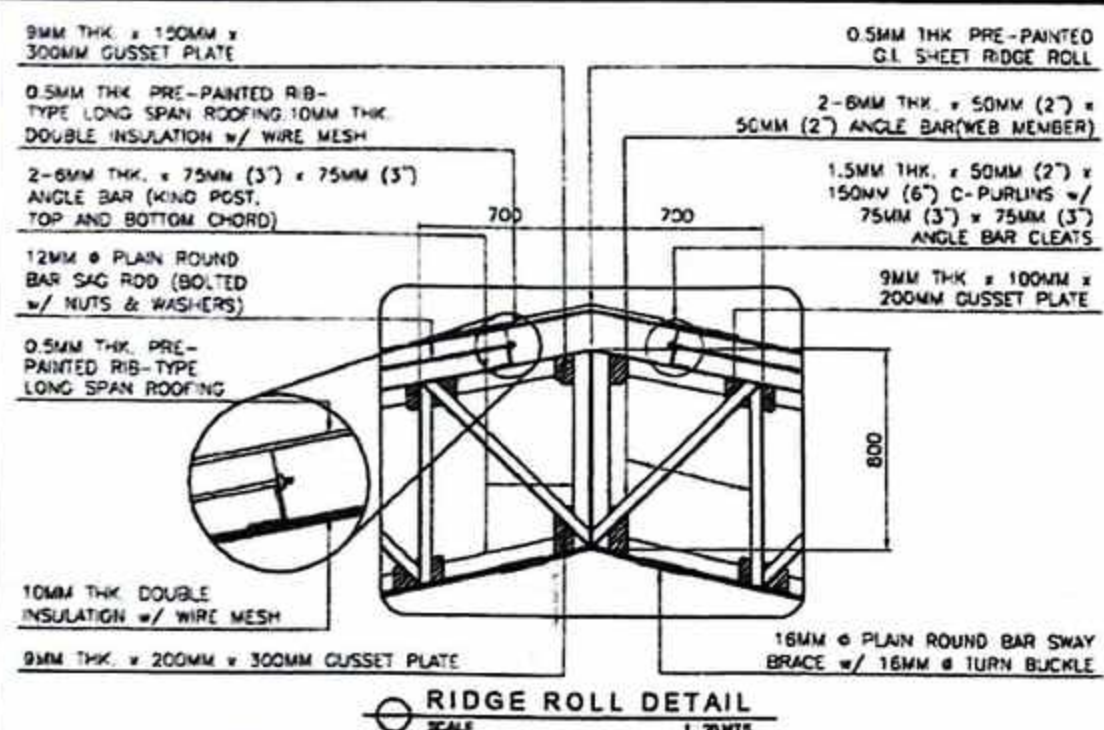


ROOF / TRUSS FRAMING PLAN
SCALE 1:100 MTS.

2023 -- No 245



<p>PROJECT TITLE: PROPOSED PROVINCIAL PHARMACEUTICAL AND LOGISTIC COMPLEX AT RAMON TABIANA MEMORIAL DISTRICT HOSPITAL</p> <p>LOCATION: CABATUAN, ILOILO</p>	<p>SEC. 33 R.A. 9266</p> <p>DRAWINGS AS SPECIFICATIONS DULY SIGNED & SEALED OR STAMPED AS INSTRUMENTS OF SERVICE, ARE THE PROPERTY & DOCUMENTS OF THE ARCHITECT. WHETHER THE OBJECT FOR WHICH THEY ARE MADE IS EXECUTED OR NOT, IT SHALL BE UNLAWFUL FOR ANY PERSON, WITHOUT THE WRITTEN CONSENT OF THE ARCHITECT OR AUTHOR OF SAID DOCUMENTS TO DUPLICATE OR TO MAKE COPIES OF SAID DOCUMENTS FOR USE IN THE REPETITION OF AND FOR OTHER PROJECTS OF BUILDINGS, WHETHER EXECUTED PARTLY OR IN WHOLE.</p>	<p>PREPARED BY: JOSE JOEL S. PARIS, JR. BUILDING INSPECTOR</p>	<p>CHECKED BY: RIC ARMANDO T. VALENZUELA MUNICIPAL ENGINEER</p>	<p>APPROVED BY: HON. ELIZALDE G. PUEYO MUNICIPAL MAYOR</p>	<p>SHEET CONTENTS AS SHOWN</p>	<p>SHEET NO. S/3 11/25</p> <p>CADD by: CORTZ Checked by: DATE:</p>
		<p>DATE: _____</p>				



PROJECT TITLE:
PROPOSED PROVINCIAL PHARMACEUTICAL AND LOGISTIC COMPLEX
AT RAMON TABIANA MEMORIAL DISTRICT HOSPITAL
LOCATION: CABATUAN, ILOILO

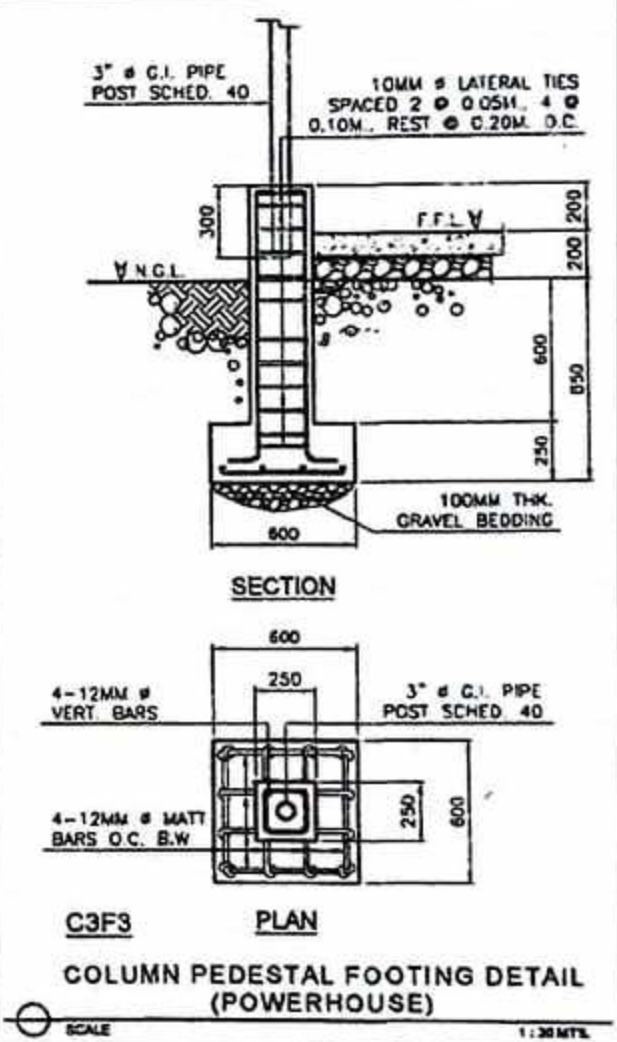
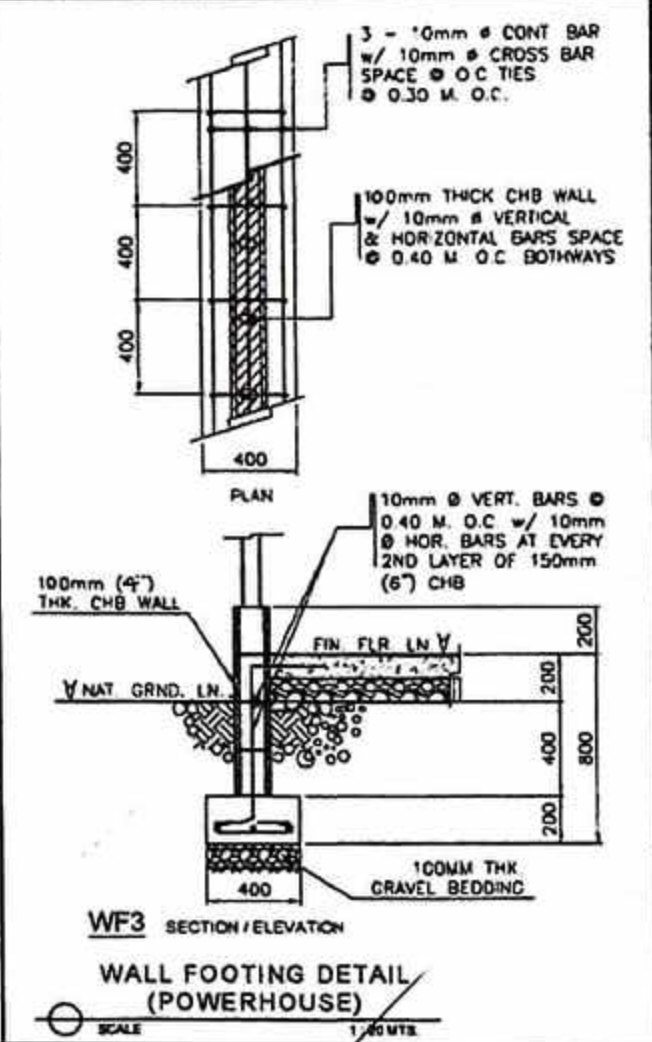
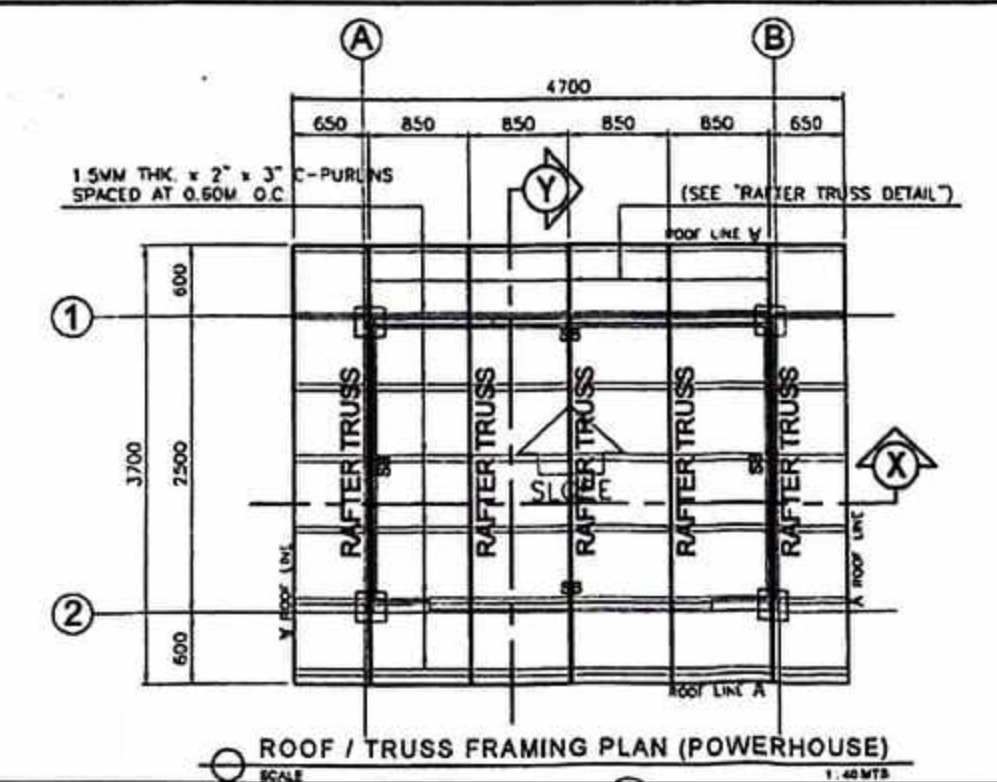
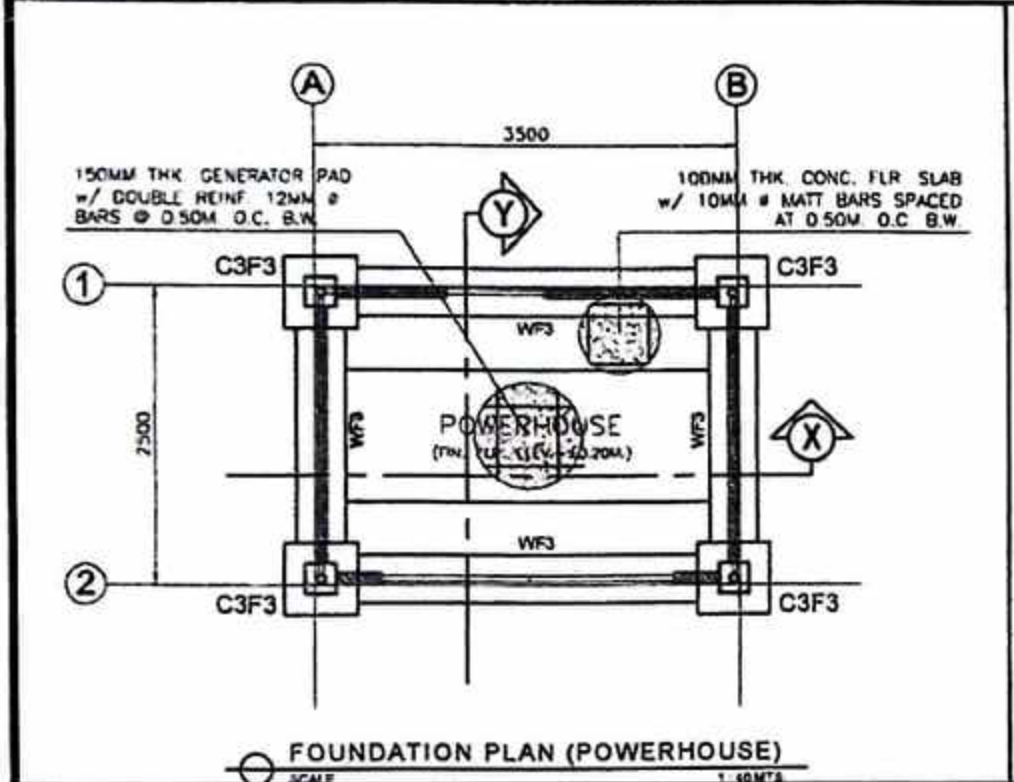
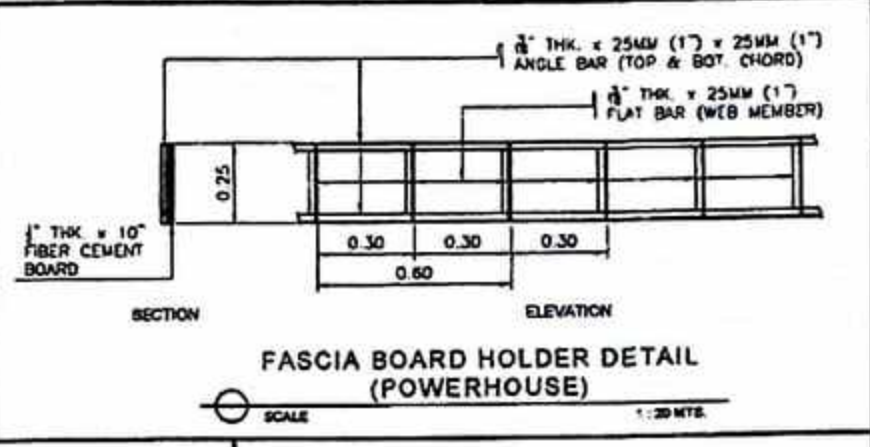
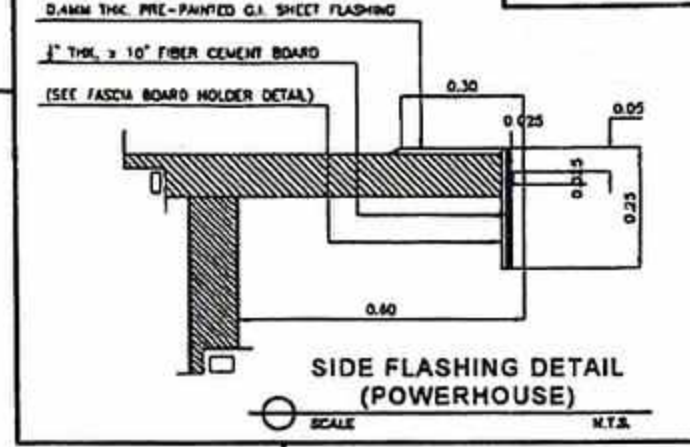
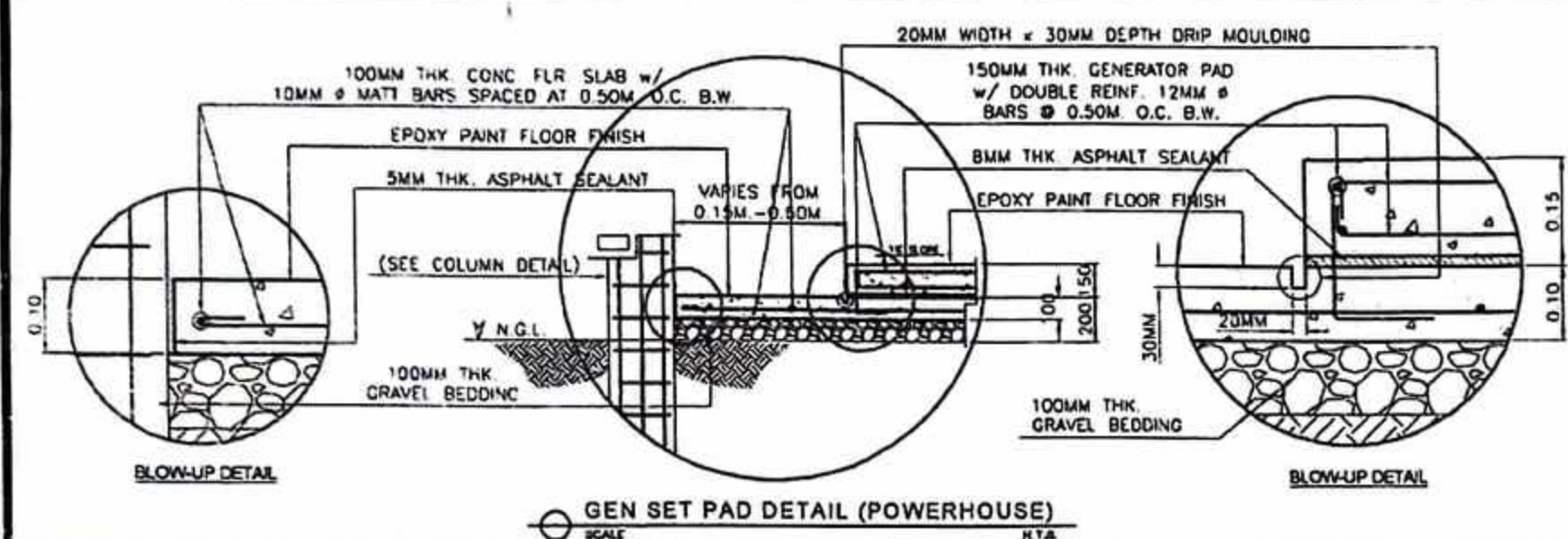
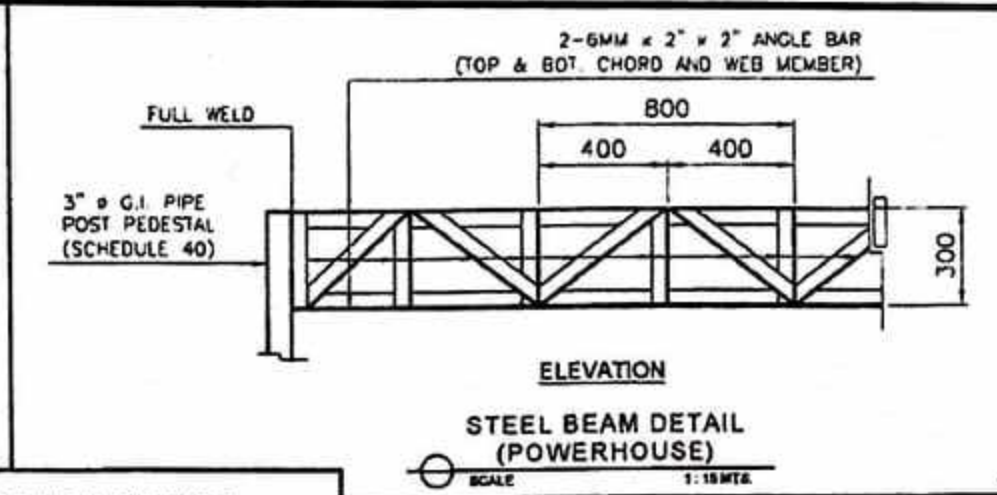
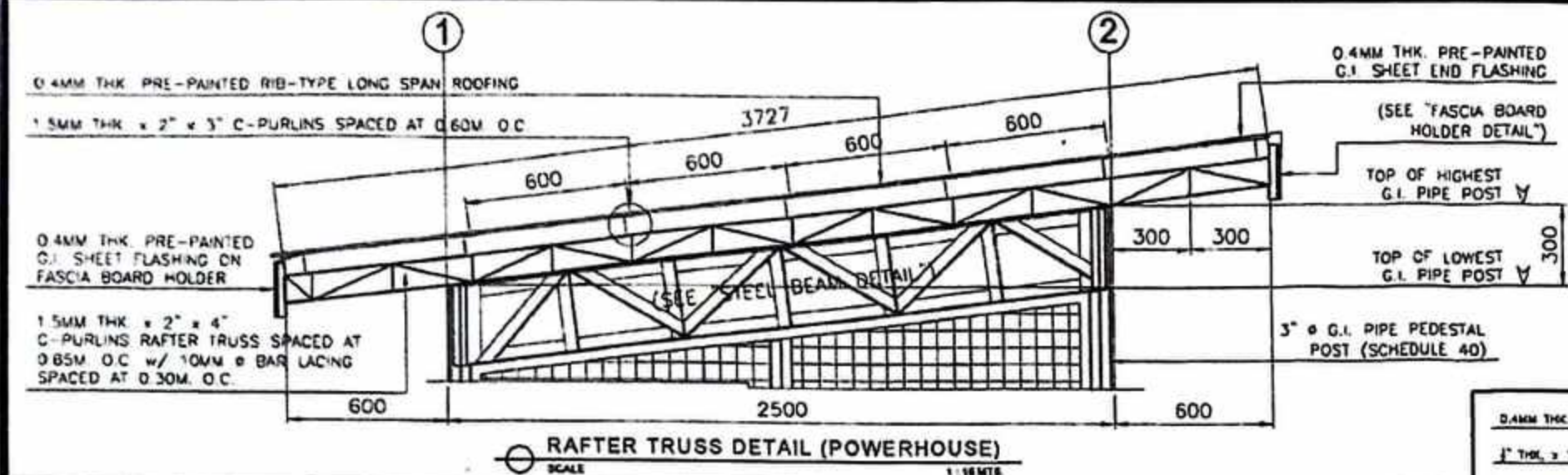
SEC. 33 R.A. 9266
DRAWINGS SPECIFICATIONS DULY SIGNED & SEALED OR STAMPED, AS INSTRUMENTS OF SERVICE, ARE THE PROPERTY OF THE ARCHITECT. WHETHER THE OBJECT FOR WHICH THEY ARE MADE IS EXECUTED OR NOT, IT SHALL BE UNLAWFUL FOR ANY PERSON, WITHOUT THE WRITTEN CONSENT OF THE ARCHITECT OR AUTHOR OF SAID DOCUMENTS TO DUPLICATE OR TO MAKE COPIES OF SAID DOCUMENTS FOR USE IN THE REPEITION OF AND FOR OTHER PROJECTS OF BUILDINGS, WHETHER EXECUTED PARTLY OR IN WHOLE.

PREPARED BY:
JOSE JOEL S. PARIS, JR.
BUILDING INSPECTOR

CHECKED BY:
RIC ARMANDO T. VALENZUELA
MUNICIPAL ENGINEER

APPROVED BY:
HON. ELIZALDE G. PUEYO
MUNICIPAL MAYOR

SHEET CONTENTS: AS SHOWN
SHEET NO.: S/4 12/25
CADD by: CORTZ
Checked by:
DATE:



PROJECT TITLE:
PROPOSED PROVINCIAL PHARMACEUTICAL AND LOGISTIC COMPLEX
 AT RAMON TABIANA MEMORIAL DISTRICT HOSPITAL

LOCATION: CABATUAN, ILOILO

SEC. 33 R.A. 9266
 DRAWINGS & SPECIFICATIONS DULY SIGNED & SEALED OR STAMPED, AS INSTRUMENTS OF SERVICE, ARE THE PROPERTY & DOCUMENTS OF THE ARCHITECT. WHETHER THE OBJECT FOR WHICH THEY ARE MADE IS EXECUTED OR NOT, IT SHALL BE UNLAWFUL FOR ANY PERSON, WITHOUT THE WRITTEN CONSENT OF THE ARCHITECT OR AUTHOR OF SAID DOCUMENTS TO DUPLICATE OR TO MAKE COPIES OF SAID DOCUMENTS FOR USE IN THE REPETITION OF AND FOR OTHER PROJECTS OF BUILDINGS, WHETHER EXECUTED PARTLY OR IN WHOLE.

PREPARED BY:
JOSE JOEL S. PARIS, JR.
 BUILDING INSPECTOR

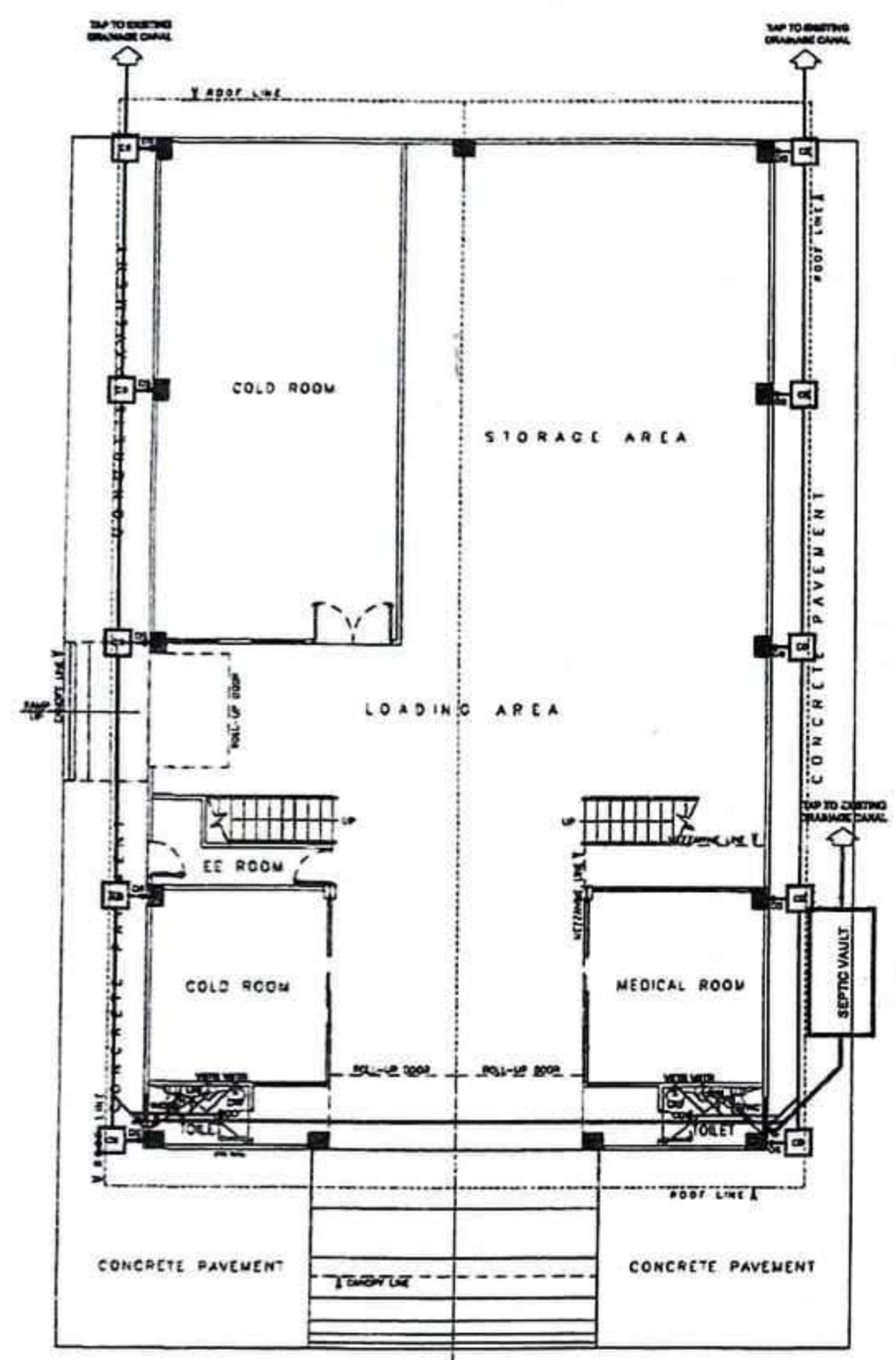
CHECKED BY:
RIC ARMANDO T. VALENZUELA
 MUNICIPAL ENGINEER

APPROVED BY:
HON. ELIZALDE G. PUEYO
 MUNICIPAL MAYOR

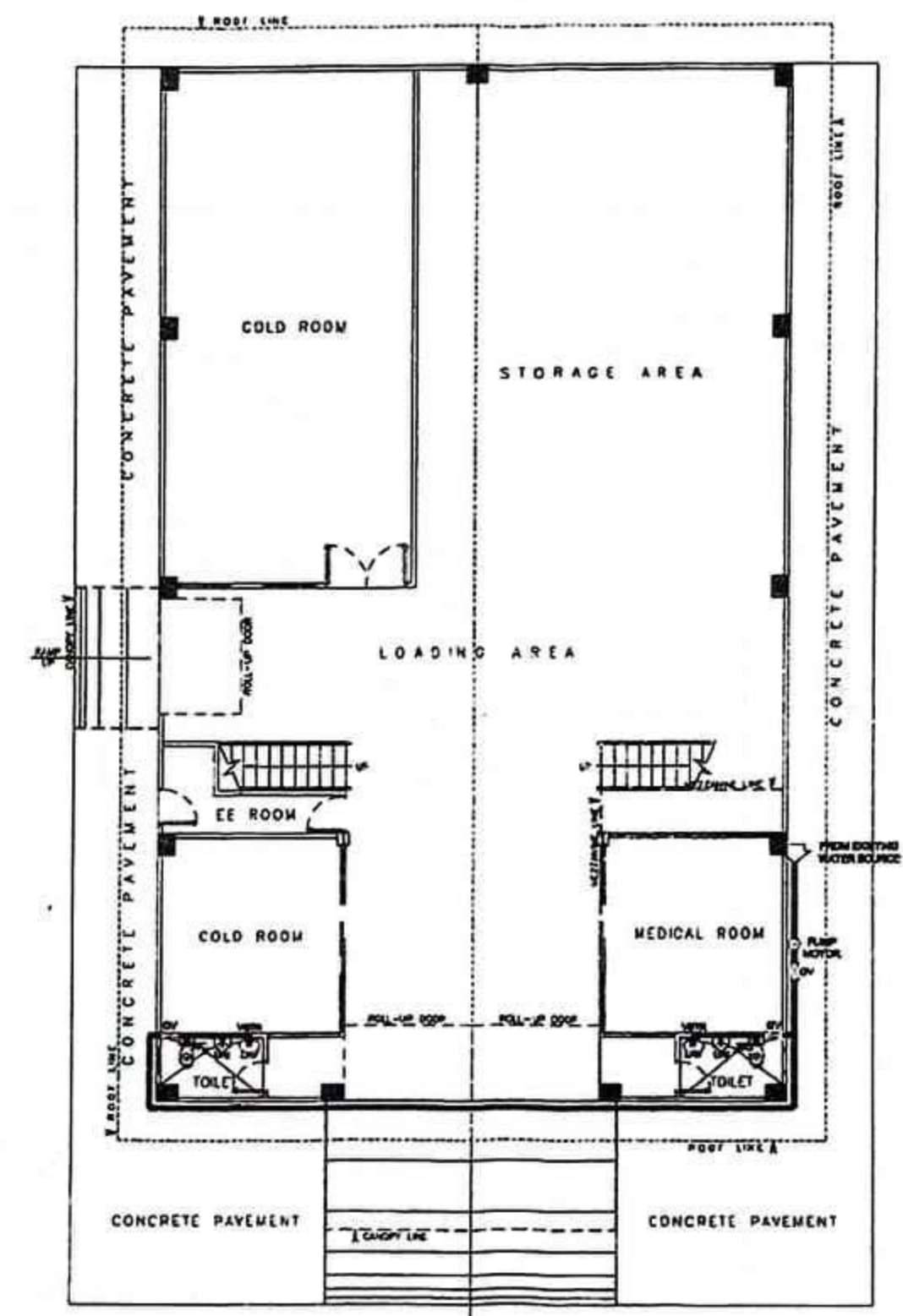
SHEET CONTENTS	SHEET NO.
AS SHOWN	S/5 13/25
	CADD by: CORTZ
	Checked by:
	DATE:

PIPE KEY	
SYMBOL	DESCRIPTION
	100mm (4") # S1000 SOL PVC PIPE
	75mm (3") # S1000 WASTE PVC PIPE
	100mm (4") # S1000 STORM DRAINAGE PVC PIPE
	150mm (6") # S1000 STORM DRAINAGE PVC PIPE
	75mm (3") # S1000 VENT PVC PIPE
	25mm (1") # MAIN WATER PPR PIPE LINE
	19mm (3/4") # BRANCH WATER PPR PIPE LINE
	12mm (1/2") # BRANCH WATER PPR PIPE LINE
	51mm (2") # MAIN WATER PPR PIPE LINE

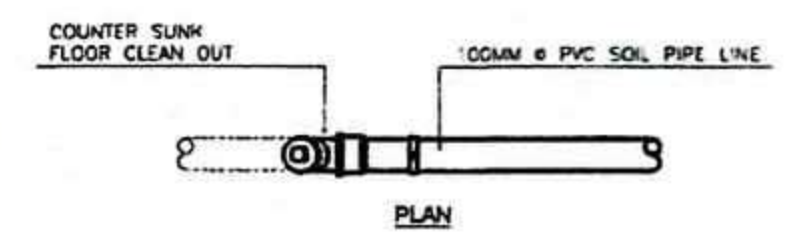
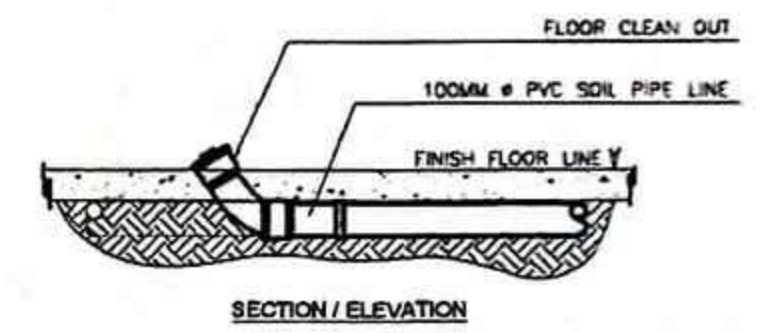
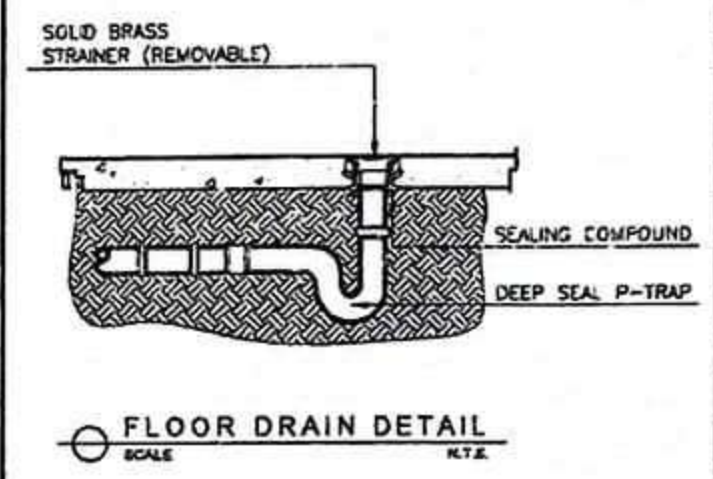
LEGEND	
SYMBOL	DESCRIPTION
WC	WATER CLOSET
LAV	LAVATORY
FD	FLOOR DRAIN
FAU	FRUICET
SINK	SINK
CB	CATCH BASIN
VTR	VENT THRU ROOF
C.O.	CLEAN OUT
DV	GATE VALVE
UPVC	UNPLASTICISE POLYVINYL CHLORIDE
PVC	POLYVINYL CHLORIDE
MH	MANHOLE
SV	SEPTIC VAULT
DC	DIGESTIVE CHAMBER
LC	LEACHING CHAMBER
PC	PURIFYING CHAMBER
DS	DOWN SPOUT



GROUND FLOOR
SOIL, SEWER & STORM DRAINAGE LINE LAYOUT
SCALE 1:100MTR.



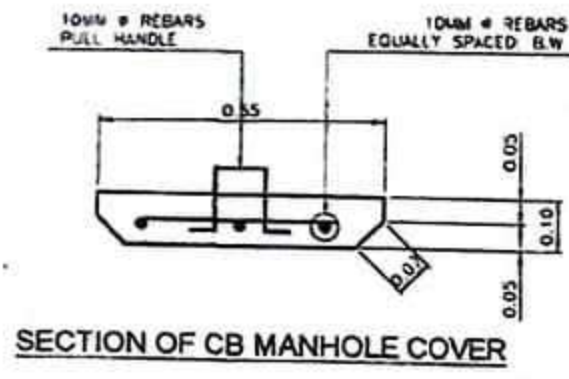
GROUND FLOOR WATER LINE LAYOUT
SCALE 1:100MTR.



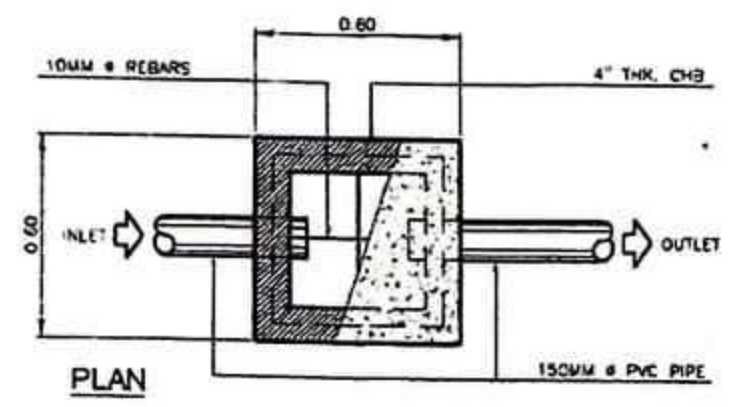
CLEAN OUT DETAIL
SCALE N.T.S.



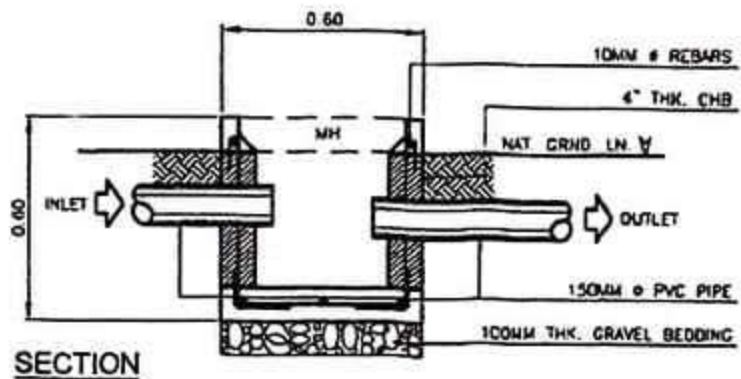
PROJECT TITLE: PROPOSED PROVINCIAL PHARMACEUTICAL AND LOGISTIC COMPLEX AT RAMON TABIANA MEMORIAL DISTRICT HOSPITAL	SEC. 33 DRAWINGS AS SPECIFICATIONS DULY SIGNED & SEALED OR STAMPED, AS AN INSTRUMENTS OF SERVICE, ARE THE PROPERTY & DOCUMENTS OF THE ARCHITECT, WHETHER THE OBJECT FOR WHICH THEY ARE MADE IS EXECUTED OR NOT. IT SHALL BE UNLAWFUL FOR ANY PERSON, WITHOUT THE WRITTEN CONSENT OF THE ARCHITECT OR AUTHOR OF SAID DOCUMENTS TO DUPLICATE OR TO MAKE COPIES OF SAID DOCUMENTS FOR USE IN THE REPETITION OF AND FOR OTHER PROJECTS OF BUILDINGS, WHETHER EXECUTED PARTLY OR IN WHOLE.	R.A. 9266 PREPARED BY: JOSE JOEL S. PARIS, JR. BUILDING INSPECTOR	CHECKED BY: RIC ARMANDO T. VALENZUELA MUNICIPAL ENGINEER	APPROVED BY: HON. ELIZALDE G. RUEYO MUNICIPAL MAYOR	SHEET CONTENTS AS SHOWN	SHEET NO. P/1 14/25 CADD by: CORTZ Checked by: DATE:
LOCATION: CABATUAN, ILOILO						



SECTION OF CB MANHOLE COVER

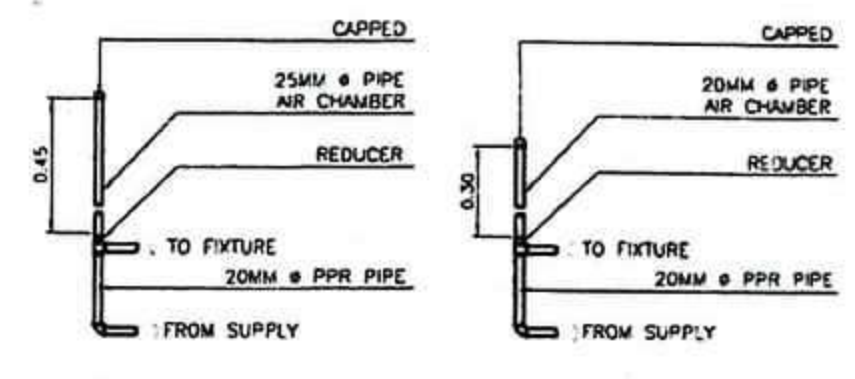


PLAN



SECTION

CATCH BASIN DETAIL
SCALE N.T.S.



AIR VENT DETAIL FOR WATER PIPE LINE
SCALE N.T.S.

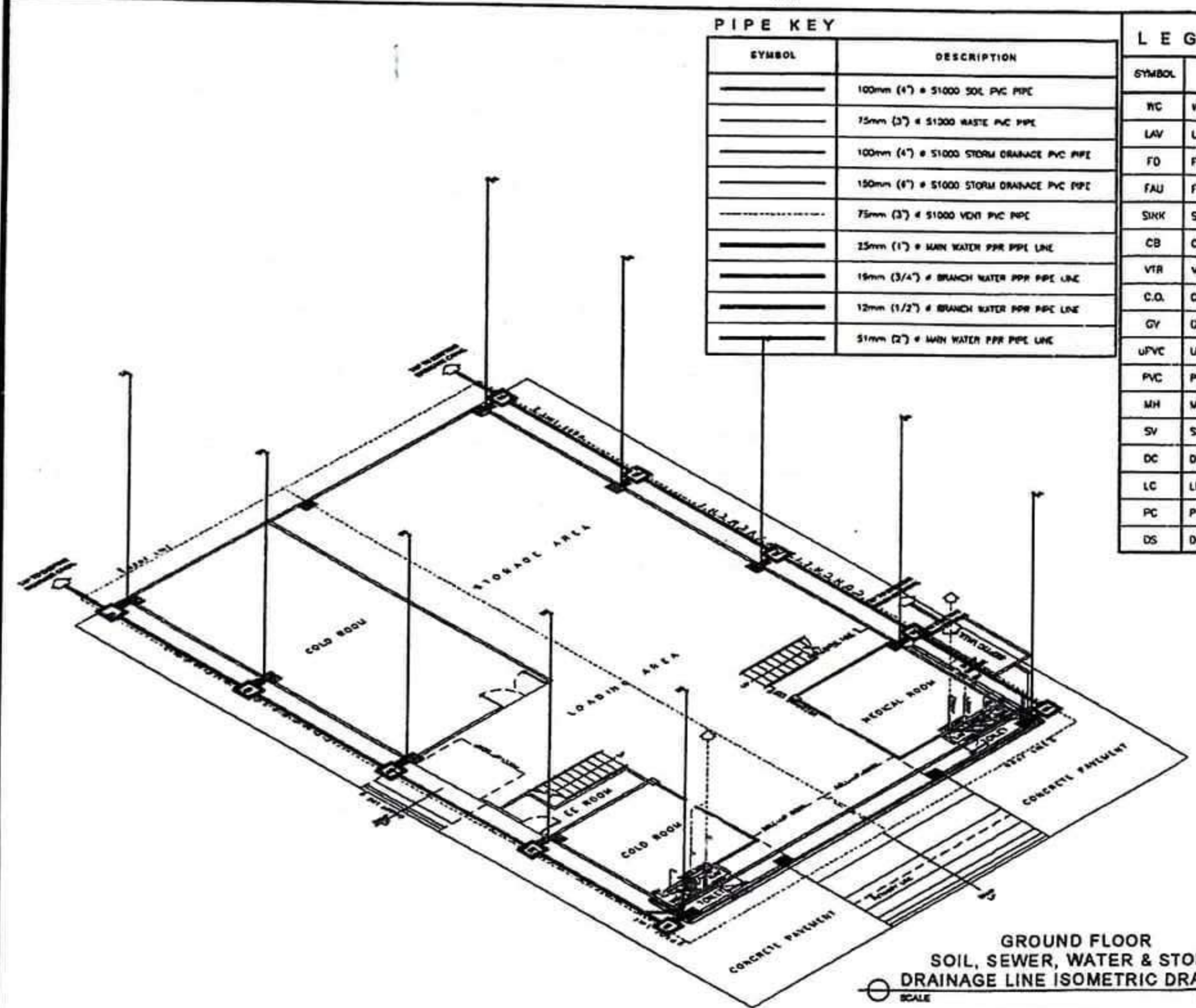
REPUBLIC OF THE PHILIPPINES
PROVINCE OF ILOILO
OFFICE OF THE BUILDING OFFICIAL

MUNICIPALITY OF CABATUAN

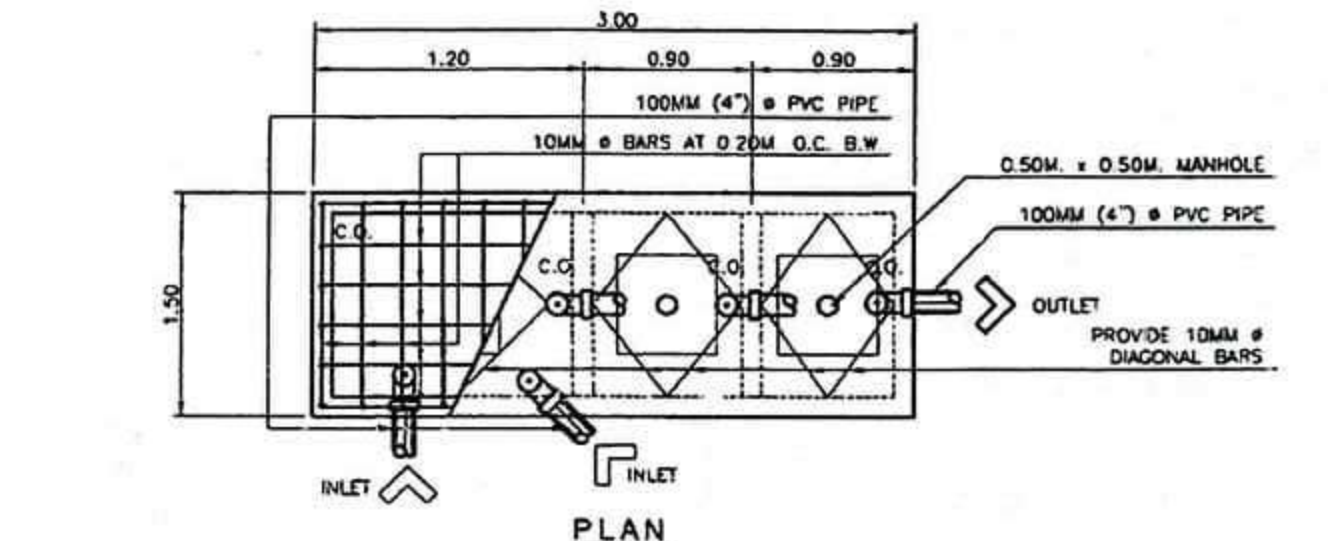
SANITARY / PLUMBING

PIPE KEY	
SYMBOL	DESCRIPTION
	100mm (4") # 51000 SOL PVC PIPE
	75mm (3") # 51000 WASTE PVC PIPE
	100mm (4") # 51000 STORM DRAINAGE PVC PIPE
	150mm (6") # 51000 STORM DRAINAGE PVC PIPE
	75mm (3") # 51000 VENT PVC PIPE
	25mm (1") # MAIN WATER PPR PIPE LINE
	15mm (3/4") # BRANCH WATER PPR PIPE LINE
	12mm (1/2") # BRANCH WATER PPR PIPE LINE
	51mm (2") # MAIN WATER PPR PIPE LINE

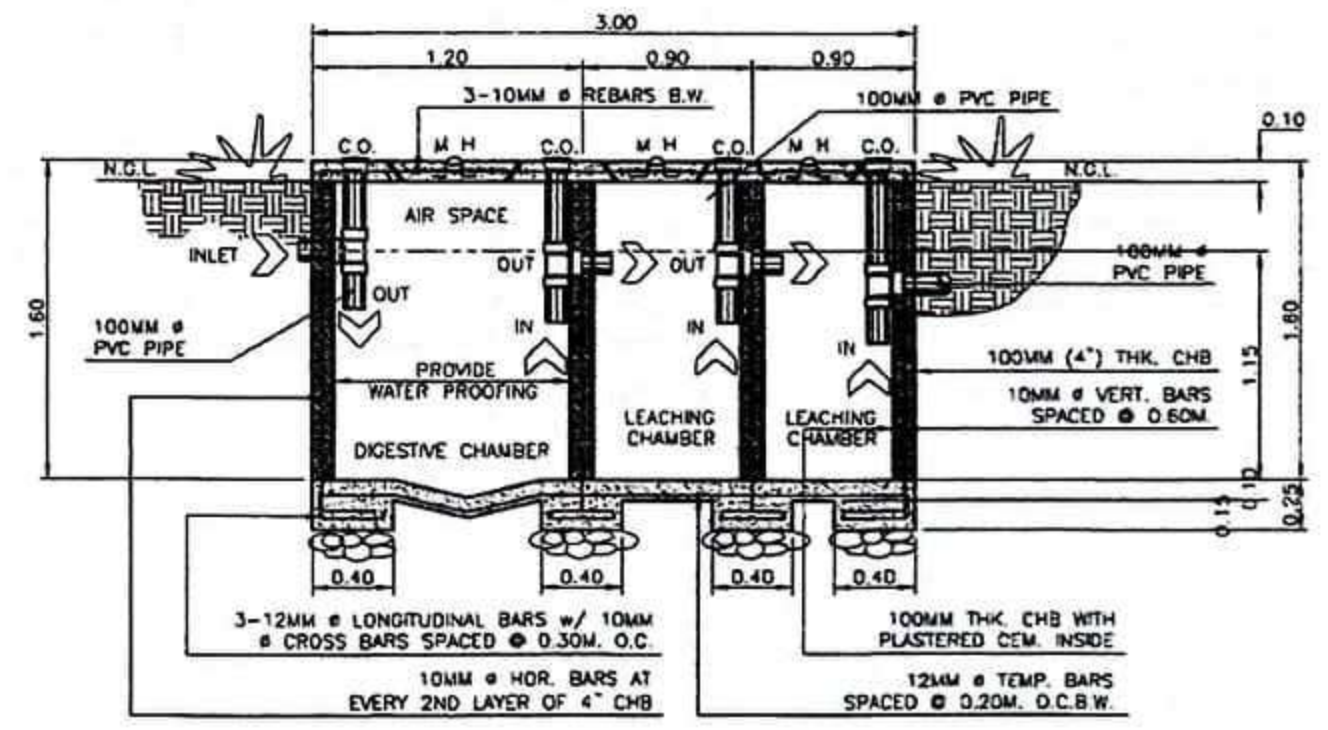
LEGEND	
SYMBOL	DESCRIPTION
WC	WATER CLOSET
LAV	LAVATORY
FD	FLOOR DRAIN
FAU	FAUCET
SINK	SINK
CB	CATCH BASIN
VTR	VENT THRU ROOF
C.O.	CLEAN OUT
GV	GATE VALVE
UPVC	UNPLASTICISE POLYVINYL CHLORIDE
PVC	POLYVINYL CHLORIDE
MH	MANHOLE
SV	SEPTIC VAULT
DC	DIGESTIVE CHAMBER
LC	LEACHING CHAMBER
PC	PURIFYING CHAMBER
DS	DOWN SPOUT



GROUND FLOOR SOIL, SEWER, WATER & STORM DRAINAGE LINE ISOMETRIC DRAWING
SCALE 1:100MTR



PLAN



SECTION

SEPTIC VAULT DETAIL
SCALE N.T.S.

2023 -- 15245



PROJECT TITLE:
PROPOSED PROVINCIAL PHARMACEUTICAL AND LOGISTIC COMPLEX AT RAMON TABIANA MEMORIAL DISTRICT HOSPITAL

LOCATION: CABATUAN, ILOILO

SEC. 33 R.A. 9266
DRAWINGS SPECIFICATIONS DULY SIGNED & SEALED OR STAMPED, AS AN INSTRUMENTS OF SERVICE, ARE THE PROPERTY & DOCUMENTS OF THE ARCHITECT. WHETHER THE OBJECT FOR WHICH THEY ARE MADE IS EXECUTED OR NOT, IT SHALL BE UNLAWFUL FOR ANY PERSON, WITHOUT THE WRITTEN CONSENT OF THE ARCHITECT OR AUTHOR OF SAID DOCUMENTS TO DUPLICATE OR TO MAKE COPIES OF SAID DOCUMENTS FOR USE IN THE REPRODUCTION OF AND FOR OTHER PROJECTS OF BUILDINGS WHETHER EXECUTED PARTLY OR IN WHOLE.

PREPARED BY:
JOSE JOEL S. PARIS, JR.
BUILDING INSPECTOR

CHECKED BY:
RIC ARMANDO T. VALENZUELA
MUNICIPAL ENGINEER

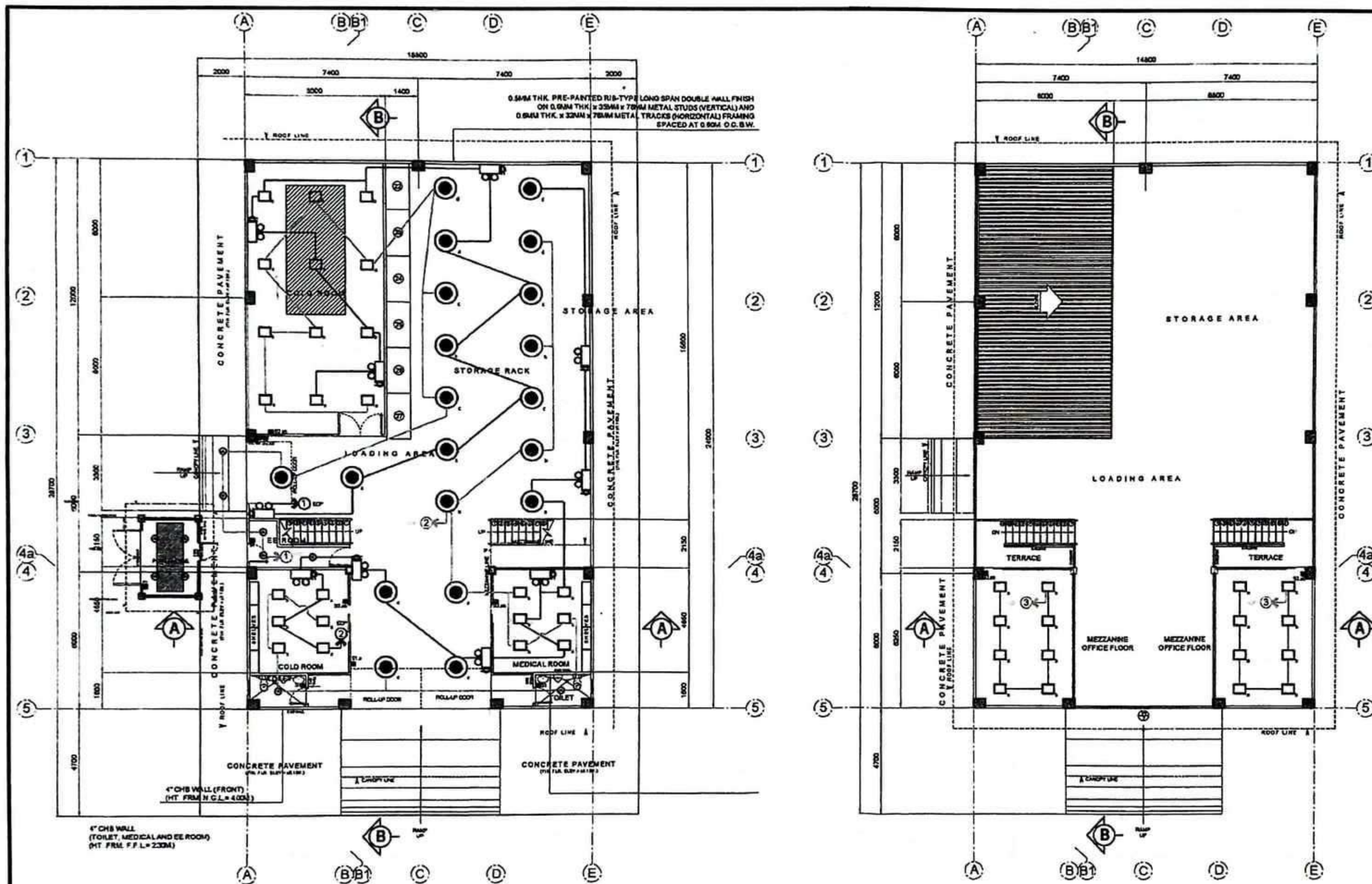
APPROVED BY:
HON. ELIZALDE G. PUEYO
MUNICIPAL MAYOR

SHEET CONTENTS
AS SHOWN

SHEET NO.
P/2 15/25
CADD by: CORTZ
Checked by:
DATE:

LEGEND:

- ⊙ 18W LED Downlight
(Small letter denotes Switching control)
- ⊙ 50W LED Highbay Lighting
(Small letter denotes Switching Control)
- 600X600mm PANEL LIGHT
(Small letter denotes Switching Control)
- ⊕ Duplex Conv.
- S1 Switch One Gang
- S2 Switch Two Gang
- S3 Switch Three Gang
- S3W Switch Three Way
- EF Exhaust Fan
- EL Emergency Light
- SD Smoke Detector
- CH Circuit Homerun
- DP Distribution Panel
- ACU Air Conditioning Unit
- UF Ultra Freezer
- F Freezer



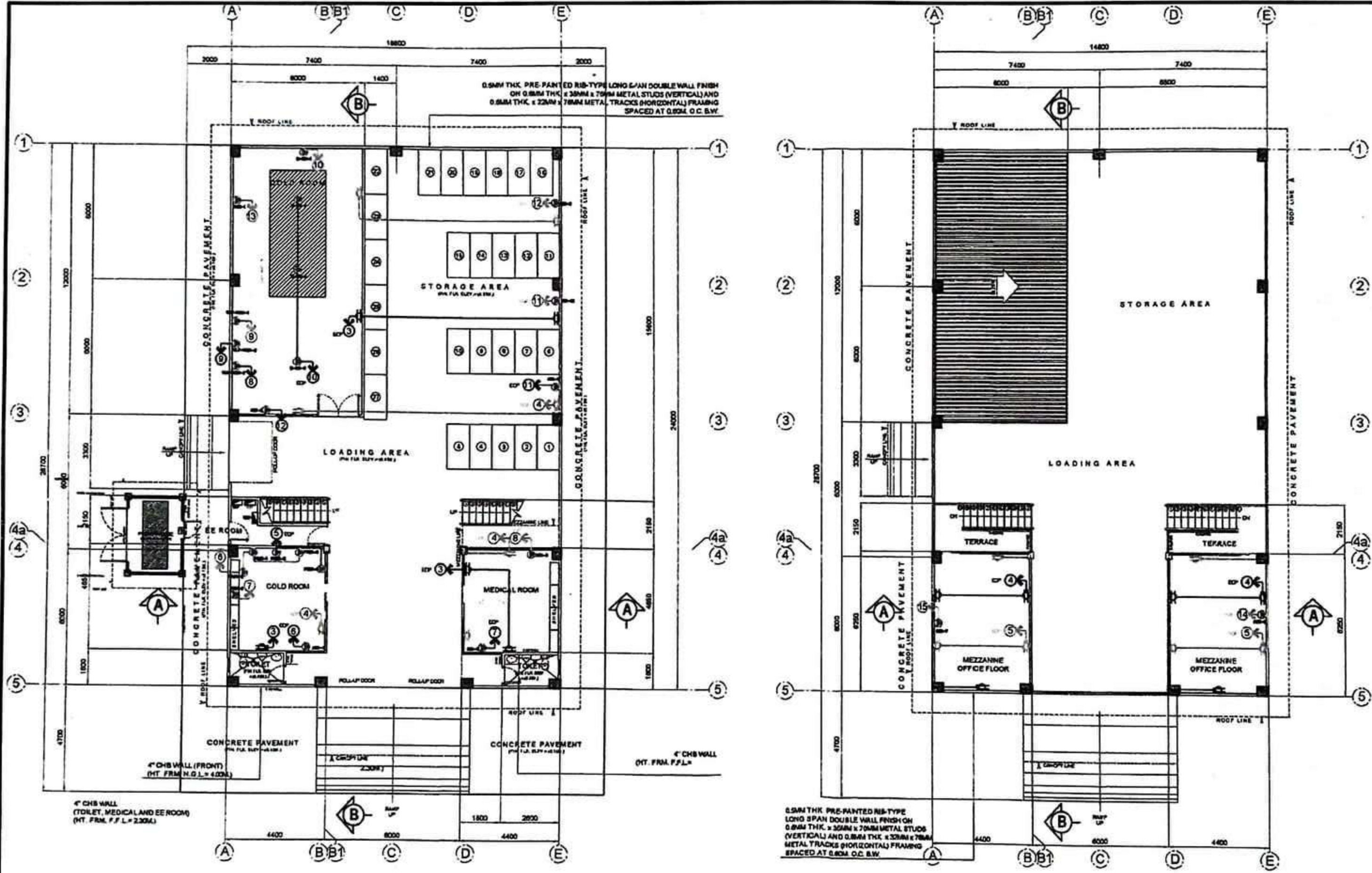
LIGHTING SYSTEM LAY-OUT

2023 -- 245

	PROJECT TITLE:	SEC. 33	R.A. 9266	PREPARED BY:	CHECKED BY:	APPROVED BY:	SHEET CONTENTS	SHEET NO.	
	PROPOSED PROVINCIAL PHARMACEUTICAL AND LOGISTIC COMPLEX AT RAMON TABIANA MEMORIAL DISTRICT HOSPITAL		DRAWINGS AND SPECIFICATIONS ONLY SIGNED & SEALED OR STAMPED, AS INSTRUMENTS OF SERVICE, ARE THE PROPERTY & DOCUMENTS OF THE ARCHITECT. WHETHER THE OBJECT FOR WHICH THEY ARE MADE IS EXECUTED OR NOT, IT SHALL BE UNLAWFUL FOR ANY PERSON, WITHOUT THE WRITTEN CONSENT OF THE ARCHITECT OR AUTHOR OF SAID DOCUMENTS TO DUPLICATE OR TO MAKE COPIES OF SAID DOCUMENTS FOR USE IN THE REPEITION OF AND FOR OTHER PROJECTS OF BUILDINGS, WHETHER EXECUTED PARTLY OR IN WHOLE.		JOSE JOEL S. PARIS, JR. BUILDING INSPECTOR	RIC ARMANDO P. MALENZUELA MUNICIPAL ENGINEER	HON. ELIZALDE G. RUEYO MUNICIPAL MAYOR	AS SHOWN	E/1 16/25
	LOCATION:	CABATUAN, ILOILO							CADD by: CORTZ Checked by: DATE:

LEGEND:

- ⊙ 18W LED Downlight
(Small letter denotes Switching Control)
- ⊙ 50W LED Highbay Lighting
(Small letter denotes Switching Control)
- ⊕ Duplex Conv.
- S1 Switch One Gang
- S2 Switch Two Gang
- S3 Switch Three Gang
- S3W Switch Three Way
- EF Exhaust Fan
- EL Emergency Light
- SD Smoke Detector
- CH Circuit Homerun
- DP Distribution Panel
- ACU Air Conditioning Unit
- UF Ultra Freezer
- F Freezer

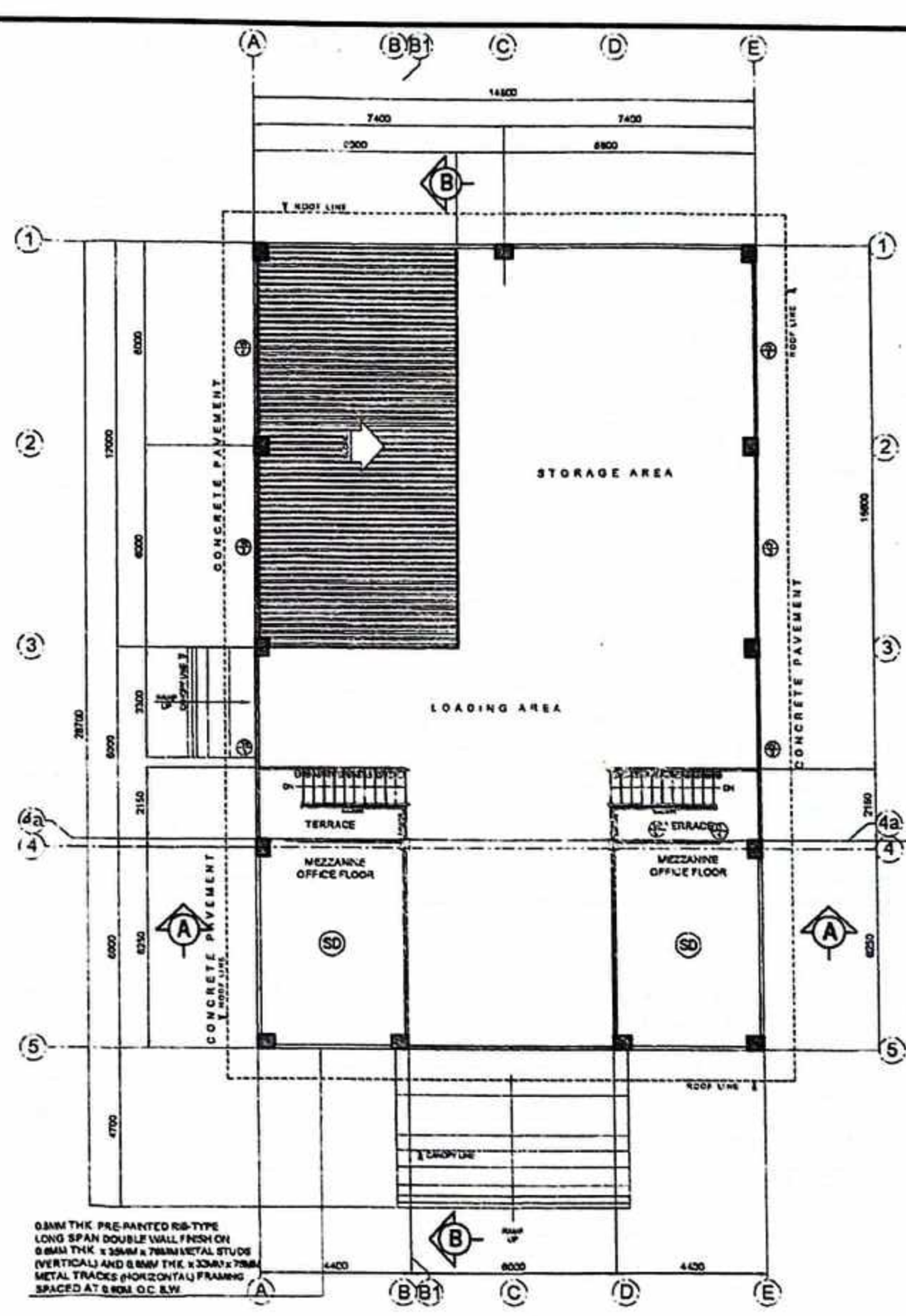
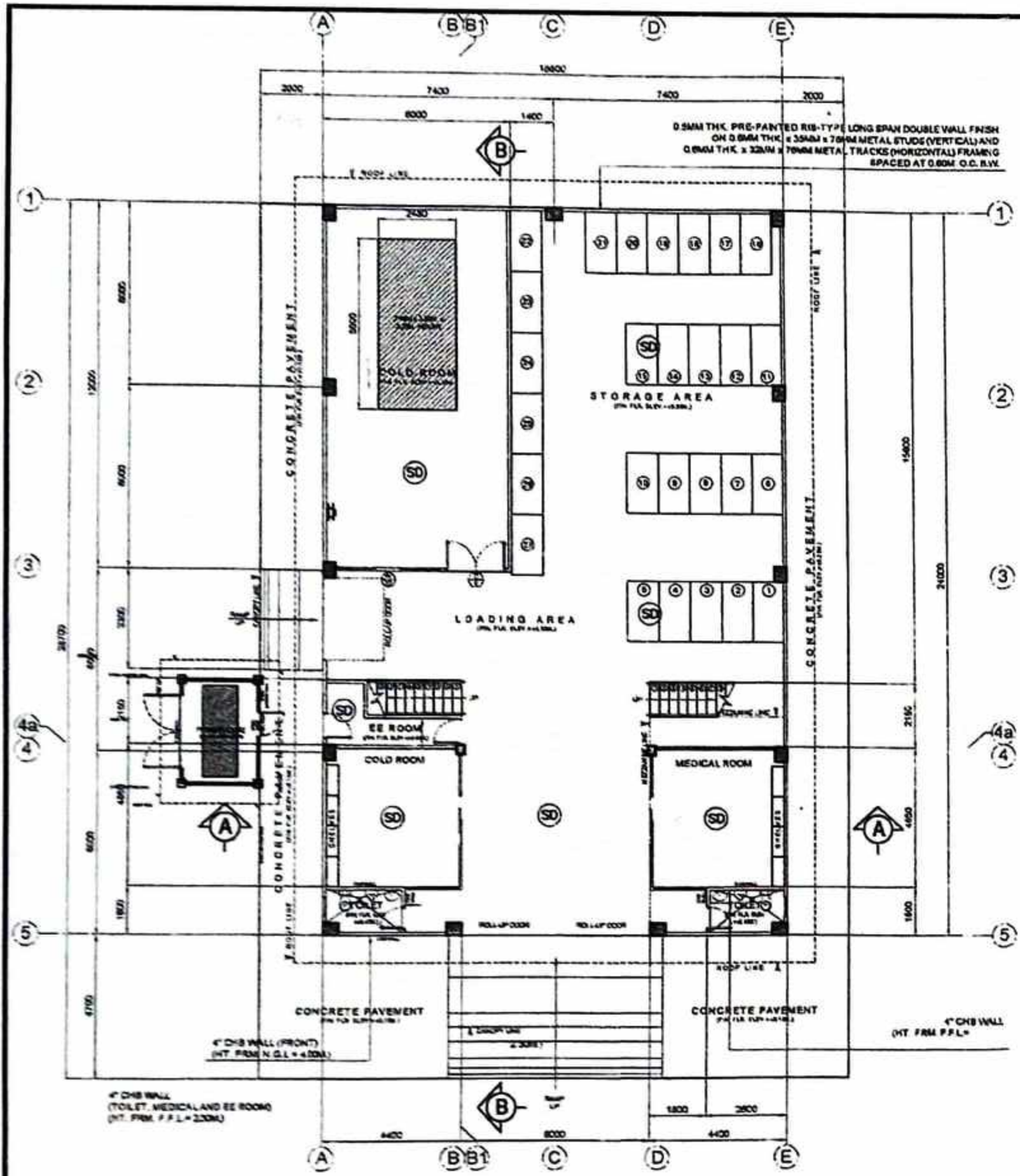


POWER SYSTEM LAY-OUT

2023 -- No 243



<p>PROJECT TITLE: PROPOSED PROVINCIAL PHARMACEUTICAL AND LOGISTIC COMPLEX AT RAMON TABIANA MEMORIAL DISTRICT HOSPITAL</p> <p>LOCATION: CABATUAN, ILOILO</p>	<p>SEC. 33 R.A. 9266</p> <p><small>DRAWINGS & SPECIFICATIONS MUST BE SIGNED & SEALED OR STAMPED. AS INSTRUMENTS OF SERVICE, ARE THE PROPERTY & DOCUMENTS OF THE ARCHITECT. WHETHER THE OBJECT FOR WHICH THEY ARE MADE IS EXECUTED OR NOT. IT SHALL BE UNLAWFUL FOR ANY PERSON, WITHOUT THE WRITTEN CONSENT OF THE ARCHITECT OR AUTHOR OF SAID DOCUMENTS TO DUPLICATE OR TO MAKE COPIES OF SAID DOCUMENTS FOR USE IN THE REPRODUCTION OF AND FOR OTHER PROJECTS OF BUILDINGS, WHETHER EXECUTED PARTLY OR IN WHOLE.</small></p>	<p>PREPARED BY: JOSE JOEL S. PARIS, JR. BUILDING INSPECTOR</p>	<p>CHECKED BY: RIC ARMANDO T. VALENZUELA MUNICIPAL ENGINEER</p>	<p>APPROVED BY: HON. ELIZALDE G. FINEYO MUNICIPAL MAYOR</p>	<p>SHEET CONTENTS AS SHOWN</p>	<p>SHEET NO. E/2 17/25</p> <p><small>CADD by: CORTZ Checked by: DATE</small></p>
--	---	---	--	--	------------------------------------	---



REPUBLIC OF THE PHILIPPINES
PROVINCE OF ILOILO
OFFICE OF THE BUILDING OFFICIAL

MUNICIPALITY OF CABATUAN

ELECTRICAL

LEGEND:

- ⊙ 18W LED Downlight (Small letter denotes Switching Control)
- ⊙ 50W LED Highbay Lighting (Small letter denotes Switching Control)
- ⊕ Duplex Conv.
- S1 Switch One Gang
- S2 Switch Two Gang
- S3 Switch Three Gang
- S3W Switch Three Way
- EF Exhaust Fan
- EL Emergency Light
- ⊙ Smoke Detector
- C Circuit Homerun
- DP Distribution Panel
- ACU Air Conditioning Unit
- UF Ultra Freezer
- F Freezer

FIRE DETECTION AND ALARM SYSTEM LAY-OUT

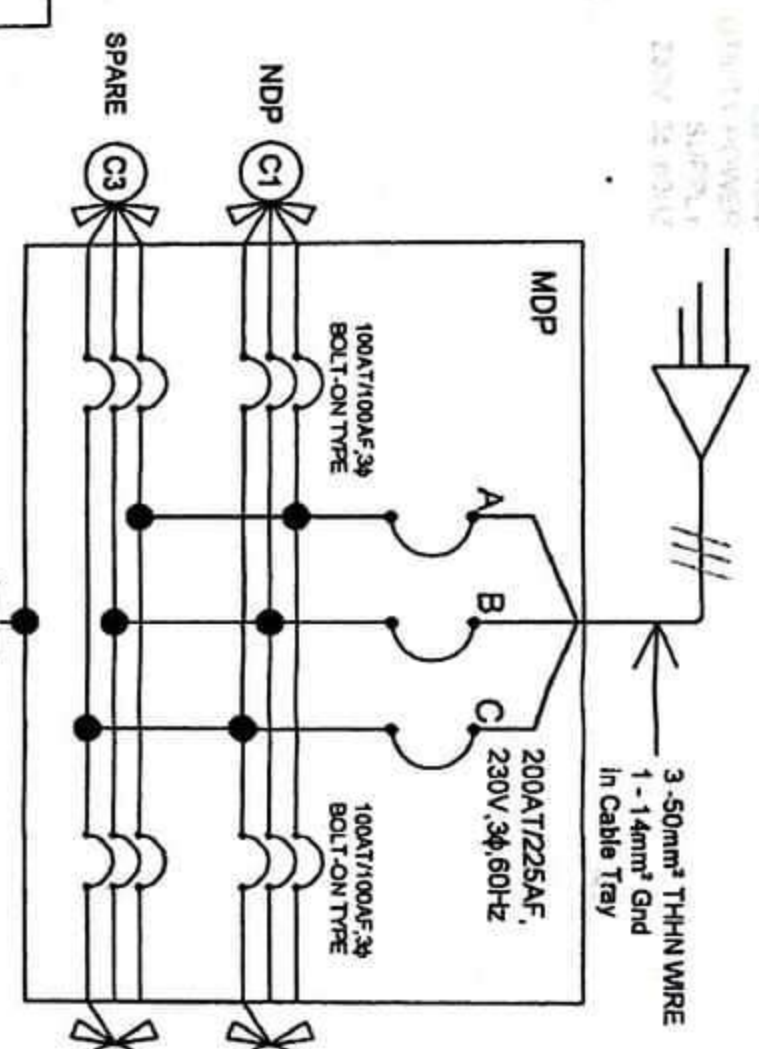
2023 -- 18243

	PROJECT TITLE	SEC. 33	R.A. 9266	PREPARED BY:	CHECKED BY:	APPROVED BY:	SHEET CONTENTS	SHEET NO.
	PROPOSED PROVINCIAL PHARMACEUTICAL AND LOGISTIC COMPLEX AT RAMON TABIANA MEMORIAL DISTRICT HOSPITAL	DRAWINGS & SPECIFICATIONS DULY SIGNED & SEALED OR STAMPED AS INSTRUMENTS OF SERVICE ARE THE PROPERTY & DOCUMENTS OF THE ARCHITECT. WHETHER THE OBJECT FOR WHICH THEY ARE MADE IS EXECUTED OR NOT IT SHALL BE UNLAWFUL FOR ANY PERSON WITHOUT THE WRITTEN CONSENT OF THE ARCHITECT OR AUTHOR OF SAID DOCUMENTS TO DUPLICATE OR TO MAKE COPIES OF SAID DOCUMENTS FOR USE IN THE REPLICATION OF AND FOR OTHER PROJECTS OF BUILDINGS, WHETHER EXECUTED PARTLY OR IN WHOLE.	JOSE JOEL S. PARIS, JR. BUILDING INSPECTOR	RIC ARMANSON T. VALENZUELA MUNICIPAL ENGINEER	HON. ELIZALDE G. RUEYO MUNICIPAL MAYOR	AS SHOWN	E/3 18/25	
	LOCATION: CABATUAN, ILOILO		CADD by: CORTZ Checked by: DATE:					

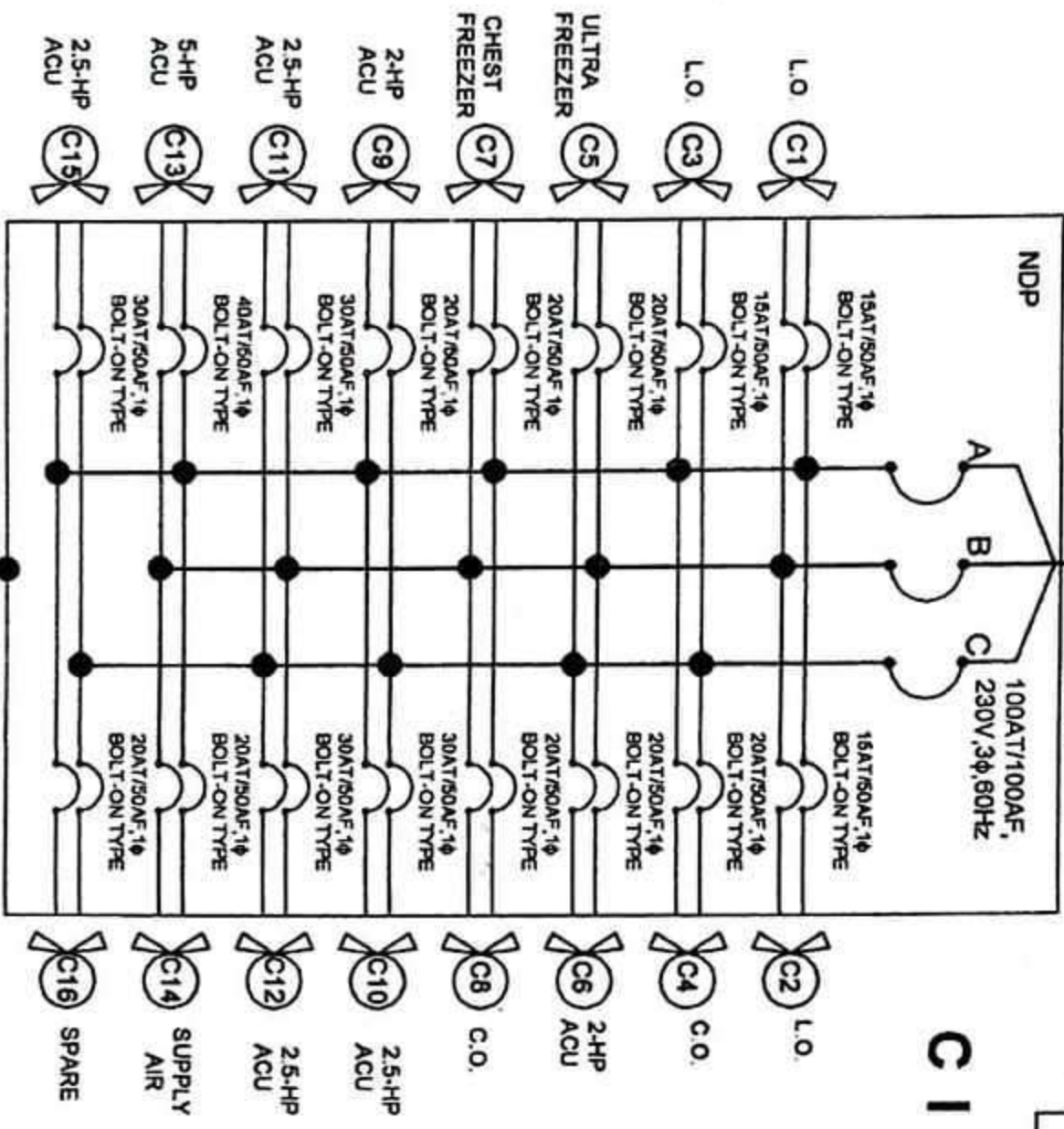
LEGEND:

⊙	KILOWATT HOUR METER
⊕	TRANSFORMER
⊖	AUTOMATIC TRANSFER SWITCH
⊗	GENERATOR SET
⊘	EXCLUDED CIRCUIT BREAKER
⊙	CIRCUIT BREAKER
⊕	EARTH/GROUND
⊖	CIRCUIT HOUSING
⊗	PANEL BOARD
⊘	CABLE TRAY
⊙	AUTOMATIC VOLTAGE REGULATOR
AVR	

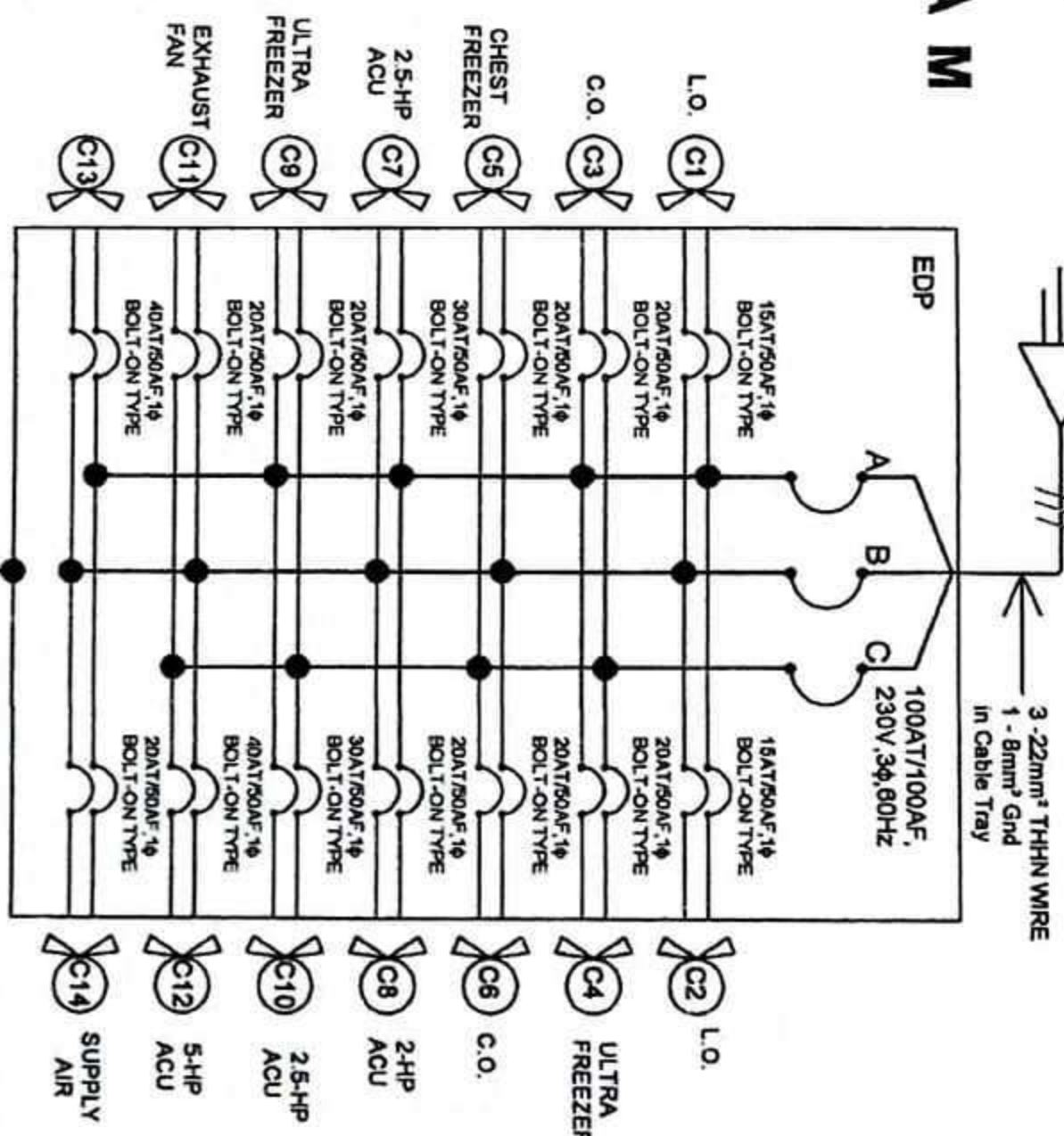
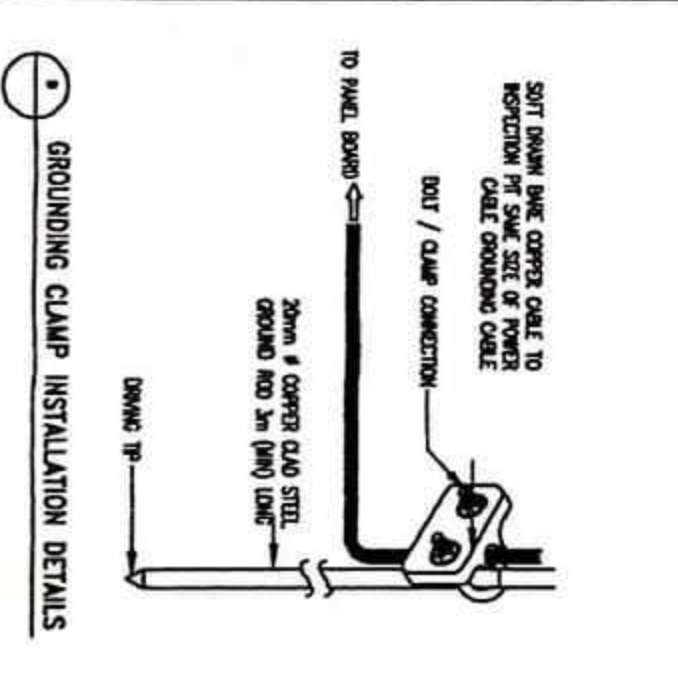
MUNICIPALITY OF CABATUAN	
ELECTRICAL	



CIRCUIT DIAGRAM



CIRCUIT DIAGRAM



CIRCUIT DIAGRAM



PROJECT TITLE:
PROPOSED PROVINCIAL PHARMACEUTICAL AND LOGISTIC COMPLEX
AT RAMON TABIANA MEMORIAL DISTRICT HOSPITAL
LOCATION: CABATUAN, ILOILO

SEC. 33
DRAWINGS AND SPECIFICATIONS SHALL BE PREPARED AND SEALED BY AN ARCHITECT OR ENGINEER REGISTERED WITH THE BOARD OF ARCHITECTS OR ENGINEERS OF THE PHILIPPINES. NO ARCHITECT OR ENGINEER SHALL BE HELD RESPONSIBLE FOR ANY ERRORS OR OMISSIONS IN HIS OR HER DRAWINGS OR SPECIFICATIONS UNLESS HE OR SHE HAS BEEN ADVISED IN WRITING BY THE ARCHITECT OR ENGINEER OF SAID DOCUMENTS TO PROCEED OR TO MAKE CORRECTIONS OR ADDITIONS TO HIS OR HER DRAWINGS, SPECIFICATIONS OR CONTRACT DOCUMENTS.

PREPARED BY:
JOSE JOBEL S. PARRIS, JR.
BUILDING INSPECTOR

CHECKED BY:
RICARDO MALEENZUELA
MUNICIPAL ENGINEER

APPROVED BY:
HON. ELIZALDE S. PUYEYO
MUNICIPAL MAYOR

SHEET CONTENTS: AS SHOWN
SHEET NO.: E/5 20/25
DATE: 2023